



City of Chicago



Or2015-177

Office of the City Clerk

Document Tracking Sheet

Meeting Date:	3/18/2015
Sponsor(s):	Fioretti (2)
Type:	Order
Title:	Issuance of permits for sign(s)/signboard(s) at 1154 S Clark St - 81 sq. ft.
Committee(s) Assignment:	Committee on Zoning, Landmarks and Building Standards

City Council
Meeting Date: 2-18-15
Committee on Buildings

(signs)

ORDERED, That the Commissioner of Buildings is hereby directed to
issue a sign permit to: (Contractor's name and address)

MODERN SIGNS INC
1727 ARMITAGE CT
ADDISON IL 60101

for the erection of a sign / signboard over 24 feet in height and / or over 100
square feet (in area of one face) at: (Business NAME & ADDRESS)


TARGET
1154 S. CLARK ST
CHICAGO 60605

Dimensions: Length 9' Height 9'

Height above grade / roof to top of sign 47

TOTAL SQUARE FOOT AREA 81

Such sign(s) shall comply with all applicable provisions of TITLE 17 of the
Chicago Zoning Ordinance and all other applicable provisions of the Municipal
Code of the City of Chicago governing the construction and maintenance of
outdoor signs, signboards and structures.


Alderman 2nd Ward



CITY OF CHICAGO

DEPARTMENT OF BUILDINGS

Sign Permit Application

APPROVAL NUMBER	APPLICATION NUMBER 100581517	ANNUAL FEE	WORK CODE	DRAWINGS ATTACHED <input type="checkbox"/> YES <input type="checkbox"/> NO
DATE OF APPLICATION 02/16/2015			TYPE OF SIGN FLAT OR BOX	
ADDRESS OF SIGN 1154 S CLARK ST, 60605-			LENGTH	FT. IN. HEIGHT FT. IN.
BUILDING	ORIGINAL PERMIT NUMBER		AREA	SQ. FT. WEIGHT LBS.
TYPE OF PERMIT NEW CONSTRUCTION (SIGN)			81	100
PAYER OF ANNUAL INSPECTION PAGE, SHANEAKA 33 S. 6TH ST MINNEAPOLIS, MN 55402 (612)761-1896			SIGN HEIGHT ABOVE GRADE/ROOF FT. 38	
SIGN MANUFACTURER PHILADELPHIA SIGNS			SHAPE OF SIGN IRREGULAR	
ADDRESS WHERE SIGN CAN BE SEEN PRIOR TO ERECTION			SIGN WILL READ "TARGET LOGO"	
TICKET NUMBER 0	REINSPECTION CONTROL NUMBER		NO. OF LAMPS 50	TOTAL WATTAGE 60
TYPE OF SUPPORT FOR SIGN BUILDING			TYPE OF LAMP OTHER	
SIGN BOARD SUPPORT MEMBERS STEEL			NO. OF BALLAST/TRANSFORMERS 1	INPUT OF TRANSFORMERS 120
ANNUAL FEE _____			CONTRACTOR WILL INSTALL <input checked="" type="checkbox"/> FEEDERS <input type="checkbox"/> CUSTOMER LEADS <input type="checkbox"/>	
CONSTRUCTION FEE _____ 200.00			TYPE OF SWITCH SPECIAL	
1017 B FEE _____			LOCATION OF SWITCH LISTED FLUSH TOGGLE	
TOTAL FEE _____ 200.00			SIGN LOCATION INSTALL ILLUMINATED WALL SIGN FACING SOUTHEAST OVER PRIVATE PROPERTY. SWITCH IS PART OF UL SIGN.	
AMOUNT PAID _____ 200.00				
BALANCE DUE _____				

The undersigned certify that the statements in this application are true and correct and that all work done under the proposed permit will conform to the requirements of the Chicago Municipal Code

	REG. NO. E94792		REG. NO. N93883
ELECTR CONTR MODERN SIGNS, INC.	ELECTR	SIGN ERECTOR MODERN SIGNS INC	SIGNER
ADDRESS 1727 ARMITAGE COURT ADDISON, IL 60101		ADDRESS 1727 ARMITAGE CT ADDISON IL, 60101-	
SUPERVISOR SIGNATURE <i>William C. Husky</i>		SIGNATURE <i>[Signature]</i>	

The permit issued on this application will authorize only signs here applied for. If other signs are to be erected they must be covered by additional permits

City of Chicago
Rahm Emanuel, Mayor



Department of Buildings
Felicia Davis, Commissioner

TYPE OF BUSINESS <u>COMMERCIAL</u> Other: <u>RETAIL</u> Name: <u>TARGET</u> LIC #: Renewal Date: <u>02/16</u>	SIGN BOND REQUIRED? <input type="checkbox"/> YES COUNCIL ORDER REQUIRED <input checked="" type="checkbox"/> YES IS SPECIAL PERMISSION REQUIRED FROM CHIEF ELECTRICAL <input type="checkbox"/> YES IF YES, ATTACH LETTER OF REQUEST
Projects Over: <input checked="" type="checkbox"/> Private Property <input checked="" type="checkbox"/> Public Way Grant Permit #: <input checked="" type="checkbox"/> Planned Development/Manufacturing PMD/PD#: <u>PD 523</u> Zoning District: <u>OTHER</u> Other: <u>PDS23</u>	TIME STAMP
TYPE OF SIGN: <input type="checkbox"/> ADVERTISING <input checked="" type="checkbox"/> ILLUMINATE <input type="checkbox"/> MOVEABLE <input checked="" type="checkbox"/> BUSINESS <input type="checkbox"/> FLASHING	
TOTAL STREET FRONTAGE OF LOT (IN FEET) <u>740</u> TOTAL AREA OF NEW SIGN (SQ.FT.) <u>81</u> TOTAL AREA OF ALL SIGNS ON LOT (SQ.FT.) <u>596</u> HEIGHT OF SIGN ABOVE GRADE (TO TOP) <u>47ft in</u>	
DISTANCE OF CURB LINE OUTER EDGE (ft) <u>29</u> DISTANCE OF STRUCTURE INNER EDGE (ft) <u>30</u>	SIGN CLERK APPROVED FOR PERMIT
DISTANCE FROM (ft): A. PUBLIC PARK (OVER 10 ACRES) _____ B. EXPRESSWAY (IF LESS THAN 1,000 FT.) _____ C. RESIDENCE DISTRICT (ADVERTISING SIGNS ONLY) _____	REMARKS
IF REPLACEMENT SIGN OR CHANGE OF FACE, WHAT DOES THE EXISTING SIGN READ? Original Payee: _____	
Landmark Hold: <input type="checkbox"/> Status: _____	
ZONING (OFFICE USE ONLY)	



PHILADELPHIASIGN

TITLE
Address
Target
71889 Chicago South Loop
1154 S. Clark Street
Chicago, IL 60605


DWG BY
AFR
DATE
11.26.14
DWG NUM
B58300
SHEET
1

DATE
12.11.14
12.22.14
REVISION
None added
None added

ALL SIGNS RENDERED PROPORTIONALLY TO THE ELEVATIONS

BY
AFR
DATE
11.26.14

PHILADELPHIASIGN
1154 S. CLARK STREET
CHICAGO, IL 60605
TEL: 773.462.1111
WWW.PHILADELPHIASIGN.COM



Proposed New
9' Logo 38' 4" Grade
To Bottom

Grade to Top
of Wall is 49' 0"

Existing
8' Logo
2' Letters

Existing
8' Logo
2' Letters

**ENGINEERING
SHOP
VINYL / LAYOUT
ROUTING / KNIFE**

**PERMITS
ONLY**

EST. ELECTRICAL LOAD
9' LOGO

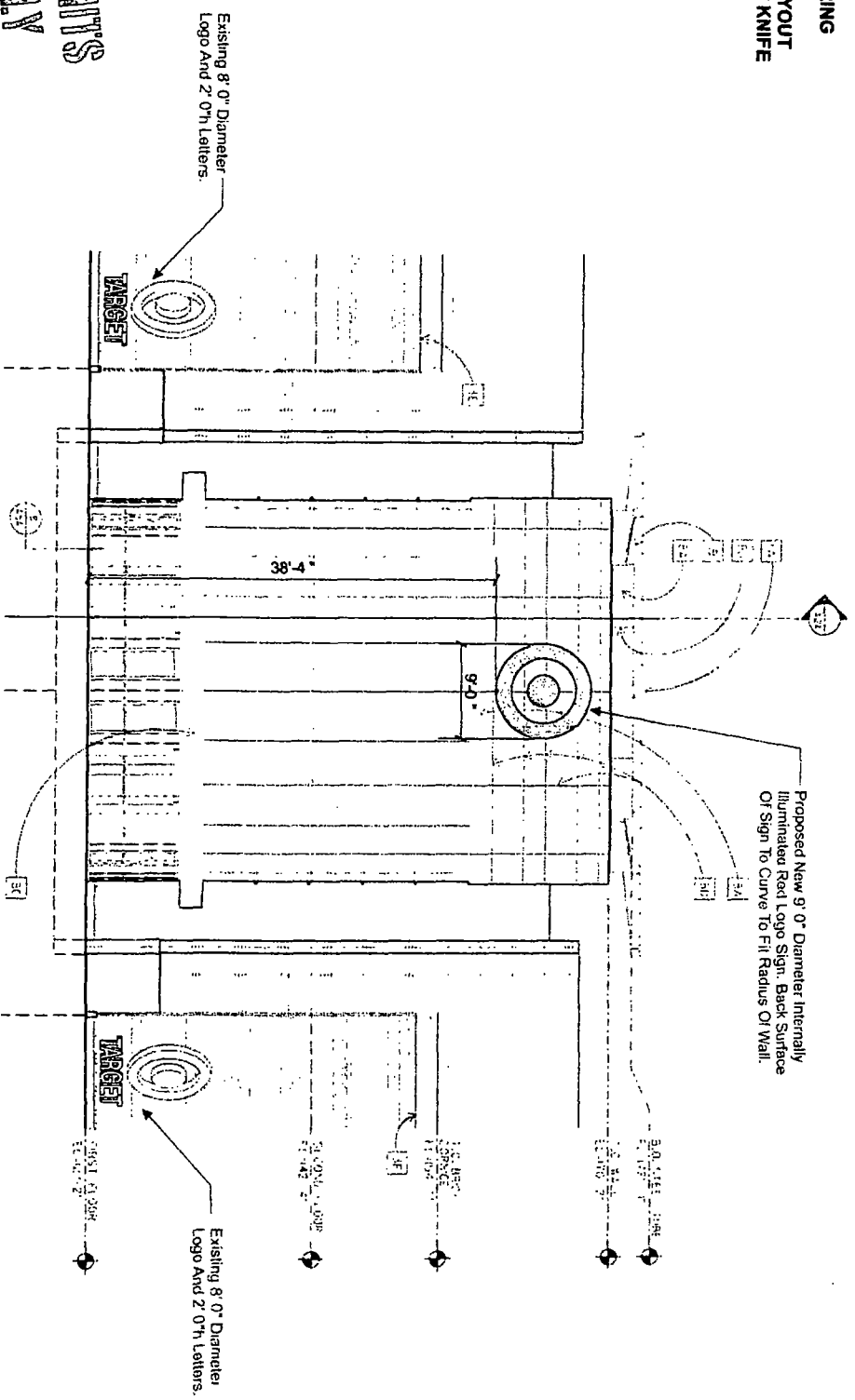
(3) Amps @ 120 Volts
ELECTRICAL REQUIRES
(1) 20 Amp/120 Volt Circuits

- STANDARD WALL SIGN NOTES:**
1. Sufficient Primary Circuit In Vicinity Of Sign By Others.
 2. Final Primary Hook-up By Sign Installer; Where Allowed By Local Codes.
 3. Sign Shall Be U.L. Listed.
 4. Mounting Hardware By Sign Installer.

Note: This sign is intended to be installed in accordance with the requirements of Article 600 of the National Electrical Code and/or other applicable local codes. This includes proper grounding and bonding of the sign.

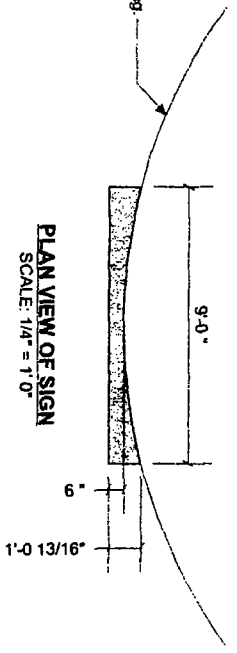
NOTE: All Dimensions And Field Conditions To Be Verified And Confirmed From Site Survey Prior To Releasing For Fabrication.

PARTIAL TRUE SOUTHEAST ELEVATION AT MAIN ENTRANCE
SCALE: 3/32" = 1'-0"



Estimated 36' Diameter Building
NOTE: Diameter Of Building MUST BE VERIFIED Prior To Fabrication Of Sign

PLAN VIEW OF SIGN
SCALE: 1/4" = 1'-0"



PHILADELPHIASIGN
707 West Soaring Garden Street
Pulmona, New Jersey 08065
Phone: 609.829.1460
Fax: 609.829.2158
www.philadelphia-sign.com

CUSTOMER:
TARGET
JOB NUMBER:
T1889 (South Loop)

SIGN TYPE:
Various
LOCATION:
1154 S. Clark Street
Chicago, IL 60605

DATE:
10/15/2014
DRAWN BY:
JTR

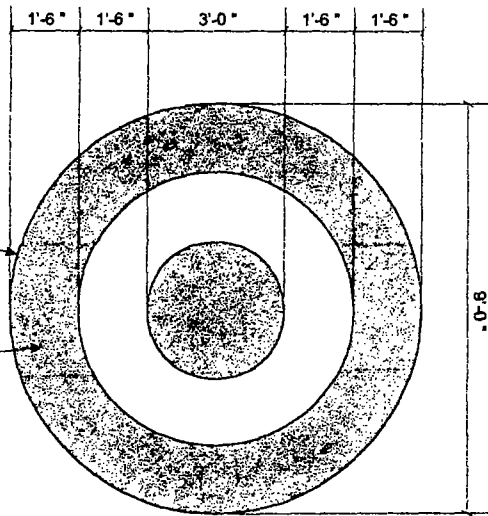
REVISION: Date By:
Number 2 12/11/2014 JTR
SHEET: 2 OF 6 ENG DEPT
DWG NUMBER: B57040

ENGINEER SEAL:

MAX DESIGN WIND SPEED 90 MPH
EXPOSURE C

THIS IS A PRELIMINARY UNPERMITTED DRAWING. IT IS NOT TO BE USED FOR CONSTRUCTION. IT IS THE RESPONSIBILITY OF THE USER TO OBTAIN ALL NECESSARY PERMITS AND APPROVALS. USE IN CONVICTION WITH A PROJECT OR IN ANY MANNER FROM THIS BY PERSON IS NOT TO BE KNOWN TO ANYONE OUTSIDE YOUR ORGANIZATION AND IS TO BE USED ONLY FOR THE PROJECT AND DRAWING OR EXHIBIT IN ANY PROJECT.

**ENGINEERING
SHOP
VINYL / LAYOUT
ROUTING / KNIFE**



FRONT ELEVATION
SCALE: 1/2" = 1'-0"

PERMITS ONLY

NOTE: Existing Wall Surface Material To Be Confirmed Prior To Installation.

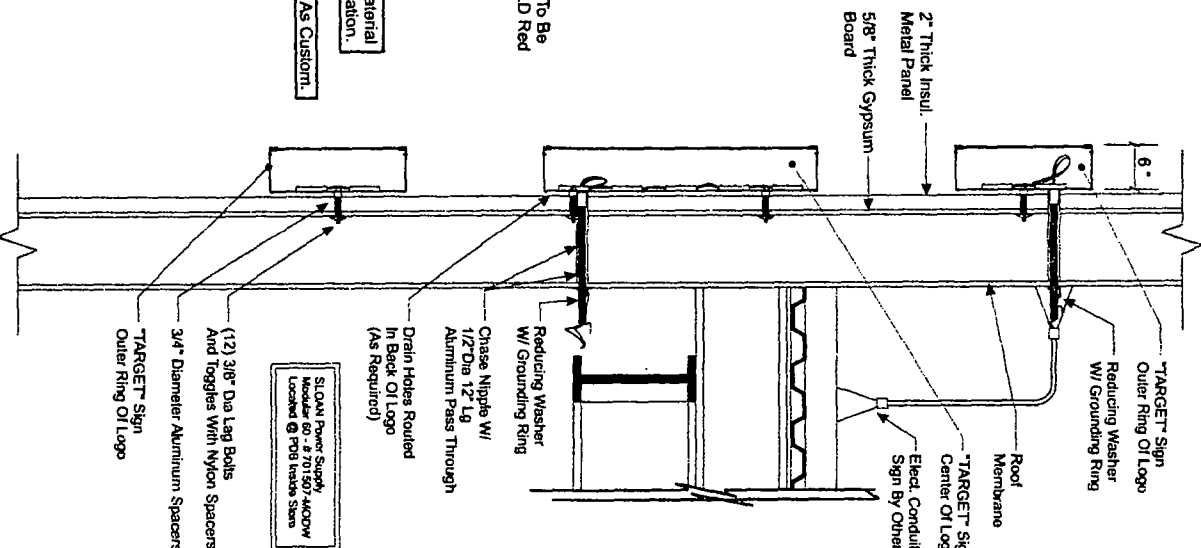
NOTE: This Sign To Be Mounted As Custom.

EST. ELECTRICAL LOAD

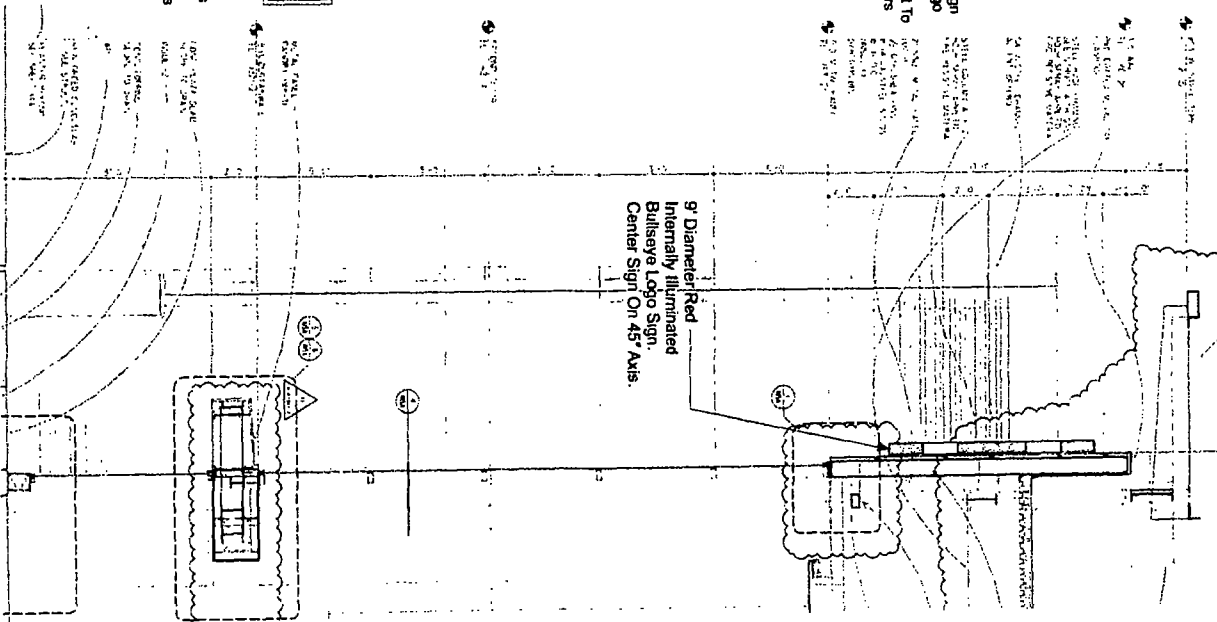
9" LOGO
(3) Amps @ 120 Volts
ELECTRICAL RECMITS
(1) 20 Amp/120 Volt Circuits

- STANDARD WALL SIGN NOTES:**
1. Sufficient Primary Circuit in Vicinity Of Sign By Others.
 2. Final Primary Hook-up By Sign Installer, Where Allowed By Local Codes.
 3. Sign Shall Be U.L. Listed.
 4. Mounting Hardware By Sign Installer.

Note: This sign is intended to be installed in accordance with the requirements of Article 600 of the National Electrical Code and/or other applicable local codes. This includes proper grounding and bonding of the sign.



TYP MOUNTING DETAILS
12" LOGO ONLY ON "P" TYPE STORE
SCALE: 3/4" = 1'-0"



SECTION AT MAIN ENTRANCE
SCALE: 3/16" = 1'-0"

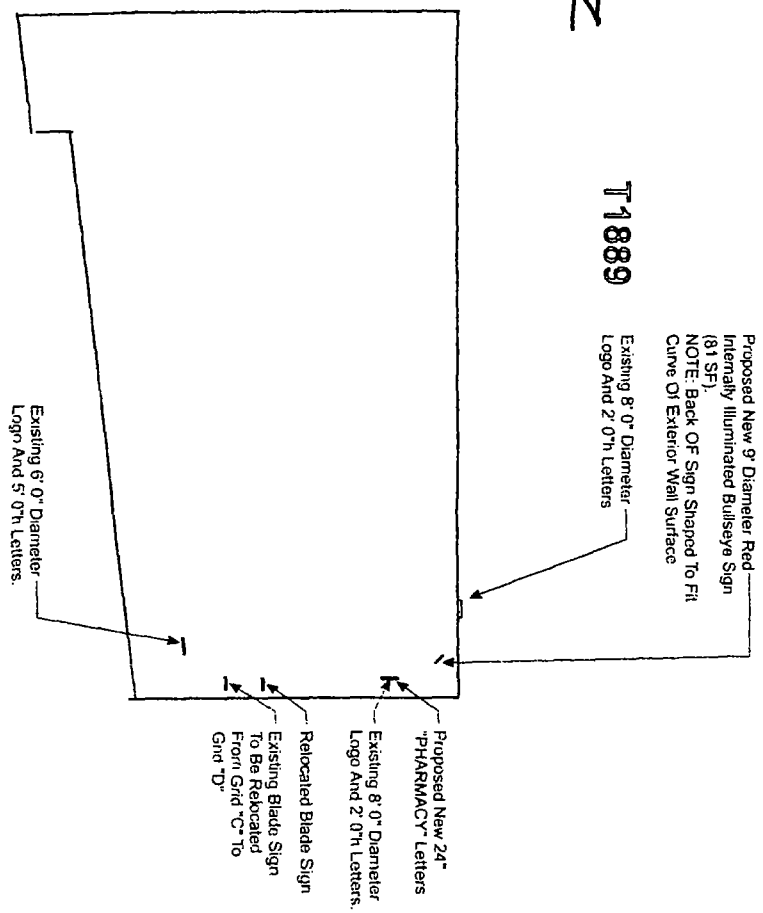


PHILADELPHIASIGN
MAKING THE WORLD TRANSFORM TO THE
707 West Spring Garden Street
Philadelphia, New Jersey 08185
Phone: 484.226.1400
Fax: 484.226.8248
www.philadelphiasign.com

CUSTOMER:	TARGET
JOB NUMBER:	T1889 (South Loop)
SIGN TYPE:	Various
LOCATION:	1154 S. Clark Street Chicago, IL 60605
DATE:	10/15/2014
DRAWN BY:	JTR
REVISION:	By JTR
Number:	2 12/11/2014
SHEET:	ENCLOSURE
3 OF 6	
DWG NUMBER:	B57040
ENGINEER SEAL:	
MAX DESIGN WIND SPEED 90 MPH	EXPOSURE C

THIS IS AN ORIGINAL, UNQUALIFIED DRAWING CREATED BY PHOENIX. IT IS SUBMITTED FOR YOUR PERSONAL USE IN CONSULTATION WITH A PHOENIX SIGN FABRICATOR FOR THE PURPOSE OF NOT TO BE REPRODUCED OR TRANSMITTED IN ANY FORM OR BY ANY MEANS, ELECTRONIC OR MECHANICAL, INCLUDING PHOTOCOPYING, RECORDING, OR BY ANY INFORMATION STORAGE AND RETRIEVAL SYSTEM.

**ENGINEERING
SHOP
VINYL / LAYOUT
ROUTING / KNIFE**



T1889

1 12-02-14
2 12-11-14
SITE PLAN
NO SCALE

Note: This sign is intended to be installed in accordance with the requirements of Article 600 of the National Electrical Code and/or other applicable local codes. This includes proper grounding and bonding of the sign.



PHILADELPHIASIGN
A SIGNAGE THAT WORKS BETTER FOR YOU
707 West Springfield Garden Street
Palm Springs, New Jersey 08055
Phone: 954.829.1440
Fax: 954.829.8349
www.philadelphisign.com

CUSTOMER:
TARGET
JOB NUMBER:
T1889 (South Loop)

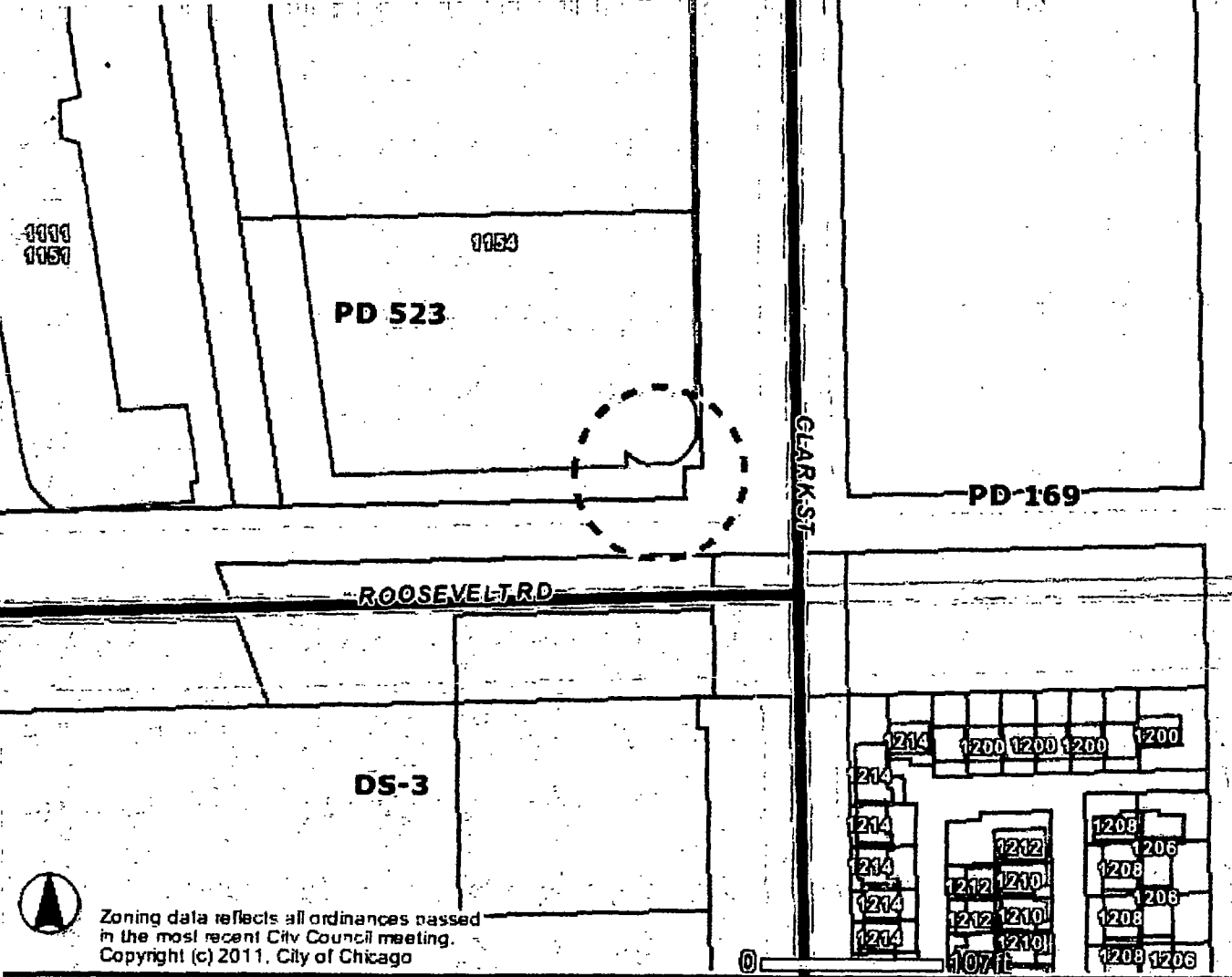
SIGN TYPE:
Various
LOCATION:
1154 S. Clark Street
Chicago, IL 60605

DATE:
10/15/2014
DRAWN BY:
JTR

REVISION:
Number Date By
2 12/11/2014 JTR
SHEET: 1 OF 6
ENG DEPT

DMG NUMBER:
B57040
ENGINEER SEAL:

MAX DESIGN WIND SPEED 90 MPH
EXPOSURE C
THIS IS AN ORIGINAL UNREPRODUCED SIGNAGE IDENTIFIED BY PMSL. IT IS LOANED TO YOU FOR PERSONAL USE IN CONSULTATION WITH A PROJECT. BEING PLANNED FOR YOU BY PMSL. IT IS NOT TO BE SHOWN TO ANYONE OUTSIDE YOUR COMPANY. ANY REPRODUCTION OR FALSIFICATION IS STRICTLY PROHIBITED.

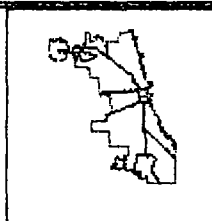


Zoning data reflects all ordinances passed in the most recent City Council meeting.
Copyright (c) 2011, City of Chicago

Address

154 S CLARK ST

- | | | |
|---|--|---|
| Zoning | Historic Preservation | Lakefront |
| <input type="checkbox"/> Business | CHICAGO LANDMARKS | <input type="checkbox"/> Pedestrian Streets |
| <input type="checkbox"/> Commercial | <input checked="" type="checkbox"/> Chicago Landmarks | <input type="checkbox"/> Buildings |
| <input type="checkbox"/> Manufacturing | <input checked="" type="checkbox"/> Landmark Districts | <input type="checkbox"/> Parcels |
| <input type="checkbox"/> Residential | Chicago Historic Resources Survey - Buildings subject to Demolition-Delay Ordinance | <input type="checkbox"/> Streets |
| <input type="checkbox"/> Planned Development | <input type="checkbox"/> Red | <input type="checkbox"/> Curbs |
| <input type="checkbox"/> Planned Manufacturing | <input type="checkbox"/> Orange | <input type="checkbox"/> Forest Preserve |
| <input type="checkbox"/> Downtown Core | <input type="checkbox"/> Water | <input type="checkbox"/> City Boundary |
| <input type="checkbox"/> Downtown Service | <input type="checkbox"/> Cemetery | |
| <input type="checkbox"/> Downtown Mixed | Municipalities | |
| <input type="checkbox"/> Downtown Residential | | |
| <input checked="" type="checkbox"/> Transportation | | |
| <input type="checkbox"/> Parks & Open Space | | |
| <input checked="" type="checkbox"/> Zoning Boundaries | | |



Information provided on the City of Chicago web site should not be used as a substitute for legal, accounting, real estate, business, tax, or other professional advice. The City of Chicago assumes no liability for any damages or loss of any kind that might arise from the use of, misuse of, or the inability to use the City web site and/or the materials contained on the web site. The City of Chicago also assumes no liability for improper or incorrect use of materials or information contained on its web site. All materials that appear on the City of Chicago web site are distributed and transmitted as is, without warranties of any kind, either express or implied, and subject to the terms and conditions stated in this disclaimer.