



Office of Chicago City Clerk



Or2011-581

Office of the City Clerk

City Council Document Tracking Sheet

Meeting Date:	6/8/2011
Sponsor(s):	Thomas, Latasha (17)
Type:	Order
Title:	Issuance of Permit(s) for Sign(s)/Signboard(s) at 122 W 79th St (154 sq. ft.)
Committee(s) Assignment:	Committee on Zoning, Landmarks and Building Standards

(signs)

ORDERED, That the Commissioner of Buildings is hereby directed to
issue a sign permit to: (Contractor's name and address)

MODERN Signs Inc
1727 W Armitage Ct.
Addison IL. 60101

for the erection of a sign / signboard over 24 feet in height and / or over 100
square feet (in area of one face) at: (Business NAME & ADDRESS)


Forman Mills # 100389823
122 W. 79TH ST.
Chicago IL. 60620

Dimensions: Length 24'7" Height 6'3"

Height above grade / roof to top of sign 21'3"

TOTAL SQUARE FOOT AREA 154 sq FT

Such sign(s) shall comply with all applicable provisions of TITLE 17 of the
Chicago Zoning Ordinance and all other applicable provisions of the Municipal
Code of the City of Chicago governing the construction and maintenance of
outdoor signs, signboards and structures.


Alderman, 17 Ward



CITY OF CHICAGO

DEPARTMENT OF BUILDINGS

Sign Permit Application

APPROVAL NUMBER B-40197	APPLICATION NUMBER 100389823	ANNUAL FEE	WORK CODE	DRAWINGS ATTACHED <input checked="" type="checkbox"/> YES <input type="checkbox"/> NO
----------------------------	---------------------------------	------------	-----------	--

DATE OF APPLICATION 04/13/2011	
ADDRESS OF SIGN 122 W 79TH ST, 60620-	
BUILDING	ORIGINAL PERMIT NUMBER
TYPE OF PERMIT NEW CONSTRUCTION (SIGN)	
PAYER OF ANNUAL INSPECTION STREAHLE, CHRISTOPHER 1450 N CICERO AVE CHICAGO, IL 60651 (856)910-7122	
SIGN MANUFACTURER PHILADELPHIA SIGN CO.	
ADDRESS WHERE SIGN CAN BE SEEN PRIOR TO ERECTION	
TICKET NUMBER 0	REINSPECTION CONTROL NUMBER
TYPE OF SUPPORT FOR SIGN BUILDING	
SIGN BUJARO SUPPORT MEMBERS STEEL	
ANNUAL FEE	
CONSTRUCTION FEE	200.00
1017 B FEE	
TOTAL FEE	200.00
AMOUNT PAID	200.00
BALANCE DUE	
<input type="checkbox"/> Check # for Zoning <input type="checkbox"/> Check # for DCAP	

TYPE OF SIGN FLAT OR BOX					
LENGTH	FT. 24	IN. 7	HEIGHT	FT. 6	IN. 3
AREA	SQ. FT. 154	WEIGHT		LBS. 200	
SIGN HEIGHT ABOVE GRADE/ROOF					FT. 15
SHAPE OF SIGN REGULAR					
SIGN WILL READ FORMAN MILLS					
NO OF LAMPS 90			TOTAL WATTAGE 60		
TYPE OF LAMP OTHER					
NO. OF BALLAST/TRANSFORMERS 1			INPUT OF TRANSFORMERS 120		
CONTRACTOR WILL INSTALL			<input checked="" type="checkbox"/> N FEEDERS	<input type="checkbox"/> Y CUSTOMER LEADS	
TYPE OF SWITCH KNIFE					
LOCATION OF SWITCH LISTED FLUSH TOGGLE					
SIGN LOCATION TO INSTALL MENS LADIES KIDS SIGN ON WALL					

The undersigned certify that the statements in this application are true and correct and that all work done under the proposed permit will conform to the requirements of the Chicago Municipal Code

REG NO.	E12960
ELECT CONTR LEROY ELECTRIC, INC.	ELECTR
ADDRESS P.O. BOX 553 MEDINAH, IL 60157-0553	
SUPERVISOR SIGNATURE	

BOND NO.	REG NO.	N93883
SIGN ERECTOR MODERN SIGNS INC	SIGNER	
ADDRESS 1727 ARMITAGE CT ADDISON IL, 60101-		
SIGNATURE		

The permit issued on this application will authorize only signs here applied for. If other signs are to be erected they must be covered by additional permits

City of Chicago
Richard M. Daley, Mayor



Department of Buildings
Richard Monocchio, Commissioner

BUSINESS
 OTHER: CLOTHING RETAIL

Address: FORMAN MILLS

APPLICANT #:

Renewal Date:

Projects Over:
 Private Property
 Public Way Grant Permit #:
 Planned Development/Manufacturing PMD/DFD#:
 Zoning District: OTHER Other: PD338

TYPE OF SIGN:
 ADVERTISING ILLUMINATE MOVEABLE
 BUSINESS FLASHING

TOTAL STREET FRONTAGE OF LOT (IN FEET) 493

TOTAL AREA OF NEW SIGN (SQ.FT.) 154

TOTAL AREA OF ALL SIGNS ON LOT (SQ.FT.) 261

HEIGHT OF SIGN ABOVE GRADE (TO TOP) 21ft 3in

DISTANCE OF CURB LINE OUTER EDGE (ft) 199

DISTANCE OF STRUCTURE INNER EDGE (ft) 200

DISTANCE FROM (ft):
 A. PUBLIC PARK (OVER 10 ACRES) _____
 B. EXPRESSWAY (IF LESS THAN 1,000 FT.) _____
 C. RESIDENCE DISTRICT (ADVERTISING SIGNS ONLY) _____

IF REPLACEMENT SIGN OR CHANGE OF FACE, WHAT DOES THE EXISTING SIGN READ?

Original Payee: _____

Landmark Hold: Status: _____

SIGN BOND REQUIRED? YES

COUNCIL ORDER REQUIRED YES

IS SPECIAL PERMISSION REQUIRED FROM CHIEF ELECTRICAL
 YES

IF YES, ATTACH LETTER OF REQUEST

TIME STAMP

SIGN CLERK	APPROVED FOR PERMIT
------------	---------------------

REMARKS

ZONING (OFFICE USE ONLY)

Face: 3/16" thk White #7328
Acrylic Face w/ #3630 - 53
Cardinal Red Vinyl Overlay

.040 Hunter Red Returns
(Stapled Construction)

3/4" Offset From Edge Of Acrylic
For White Border.

35'-11 3/8"

5'-2 7/8"
1'-6 7/8"
2'-4"

**CLOTHING FACTORY
WAREHOUSE**

FRONT ELEVATION
SECONDARY COPY
SCALE: 1/4" = 1'-0"

SECONDARY COPY
ELECTRICAL LOAD
(4.01 Amps @ 120 Volts
ELECTRICAL REQ'MTS
(1) 20 Amp/120 Volt Circuits

Face: 3/16" thk White #7328
Acrylic Face w/ #3630 - 53
Cardinal Red Vinyl Overlay

24'-7 3/4"

3/4" Offset From Edge Of Acrylic
For White Border.

.040 Hunter Red Returns
(Stapled Construction)

**Mens • Ladies
Kids**

FRONT ELEVATION
SECONDARY COPY
SCALE: 1/4" = 1'-0"

SECONDARY COPY
ELECTRICAL LOAD
(2.0) Amps @ 120 Volts
ELECTRICAL REQ'MTS
(1) 20 Amp/120 Volt Circuits

**PERMITS
ONLY**

Note: This sign is intended to be installed in accordance with the requirements of Article 609 of the National Electrical Code and/or other applicable local codes. This includes proper grounding and bonding of the sign.

STANDARD LETTER NOTES:

1. Sufficient Primary Circuit In Vicinity Of Sign By Others.
2. Letter To Letter Wiring & Final Primary Hook-UP By Sign Installer. Where Allowed By Local Codes.
3. Sign Shall Be U.L. Listed.
4. Mounting Hardware By Sign Installer.
5. Full Size Drilling Template Furnished With Sign.



**Philadelphia Sign
COMPANY**

202 West Spring Garden Street
Philadelphia, PA 19106-0967

CUSTOMER:
FORMAN MILLS

JOB NUMBER:
FM017

SIGN TYPE
Various

LOCATION:
122 West 79th St
Chicago, IL

DATE:
03/16/2011

DRAWN BY:
JLTH

REVISION:
Date By

SHEET
2 OF 5 ENGINEER


DWG NUMBER:
B-40197

ENGINEER SEAL:


MAX DESIGN WIND SPEED 90 MPH
MAX DESIGN WIND LOAD 20 LBS/SQ. FT
EXPOSURE C

PHILADELPHIA SIGN COMPANY
202 WEST SPRING GARDEN STREET
PHILADELPHIA, PA 19106-0967
TEL: 215-595-1100 FAX: 215-595-1101
WWW.PHILADELPHIASIGN.COM

ENGINEERING
SHOP
VINYL LAYOUT
ROUTING / KNIFE



BUILDING ELEVATION
SCALE: 1/16" = 1'-0"



FRONT ELEVATION
SCALE: 1/4" = 1'-0"

Face: 3/16" Ink White #7324
Acrylic Face w/ #3630 - 53
Cardinal Red Vinyl Overlay

.063 Hunter Red Returns
(Stapled Construction)

**PERMITS
ONLY**

**PRIOR TO FABRICATION
FIELD VERIFICATION
IS REQUIRED**

STANDARD LETTER NOTES:

1. Sufficient Primary Circuit in Vicinity Of Sign By Others.
2. Letter To Letter Wiring & Final Primary Hook-up By Sign Installer, Where Allowed By Local Codes.
3. Sign Shall Be U.L. Listed.
4. Mounting Hardware By Sign Installer.
5. Full Size Drilling Template Furnished With Sign.

**FORMAN LETTERS
ELECTRICAL LOAD**
(5.0) Amps @ 120 Volts
ELECTRICAL REQ'MTS
(1) 20 Amp/120 Volt Circuits

**MILLS WALL SIGN
ELECTRICAL LOAD**
(13.64) Amps @ 120 Volts
ELECTRICAL REQ'MTS
(1) 20 Amp/120 Volt Circuits

Note: This sign is intended to be installed in accordance with the requirements of Article 610 of the National Electrical Code and/or other applicable local codes. This plan does not cover grounding and bonding of the sign.

**Philadelphia Sign
COMPANY**
707 West Spring Garden Street
Philadelphia, PA 19106

CUSTOMER:
FORMAN MILLS
JOB NUMBER:
FM017

SIGN TYPE:
Various

LOCATION:
122 West 79th St
Chicago, IL

DATE:
03/16/2011

DRAWN BY:
JLTH

REVISION:

SHEET:
1 OF 5

DWG NUMBER:
B-40197

ENGINEER SEAL

MAX DESIGN WIND SPEED 90 MPH
MAX DESIGN WIND LOAD 30 LBS/SQ. FT
EXPOSURE C

Designated Primary Power Run To
Vicinity Of Sign w/a Lockable Disconnect
Switch For Service - (By Others)

#8 x 1/2" Pan head Screws Painted
To Match Returns

Letter Trim Cap to Be Jewelite 1",
Red

Letter Returns to Be .040 Alum.
Exterior To Be Painted Hunter Red

Return Stapled To Letter Backs

Face: 3/16" thk White #7328
Acrylic Face w/ #3630-53 Cardinal
Red Vinyl Overlay

Sloan Modular 60 Power Supply 12VDC

7/8" Dia 2" Lg Coupling

7/8" Chase Nipple

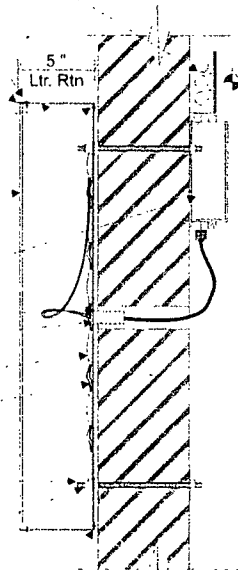
Sloan Value Line White Long Modules

Letter Backs to Be .050 Precoat White Alum.
Interior To Be Painted Spray-Lat
Starbrite White (Light Enhancement Paint)

3/8" Dia Allthread Rod w/3/8" Thk
Nylon Spacer, 3/8" Dia Fender Washer
And Nut Secured on Backside Of Fascia

3/8" Dia Nutsert

Drain Holes In Back Of Letters
As Req'd



SECONDARY COPY SECTION
SCALE: 1-1/2" = 1' 0"

#8 x 1/2" Pan head Screws Painted --
To Match Returns

Letter Trim Cap to Be Jewelite 1",
Red

Letter Returns to Be .063 Alum.
Exterior To Be Painted Hunter Red

Return Stapled To Letter Backs

Designated Primary Power Run To
Vicinity Of Sign w/a Lockable Disconnect
Switch For Service - (By Others)

Face: 3/16" thk White #7328
Acrylic Face w/ #3630-53 Cardinal
Red Vinyl Overlay

Sloan Modular 60 Power Supply 12VDC

7/8" Dia 2" Lg Coupling

7/8" Chase Nipple

.063" Thk White Precoat Aluminium
Insert Panel

Sloan Value Line White Long Modules

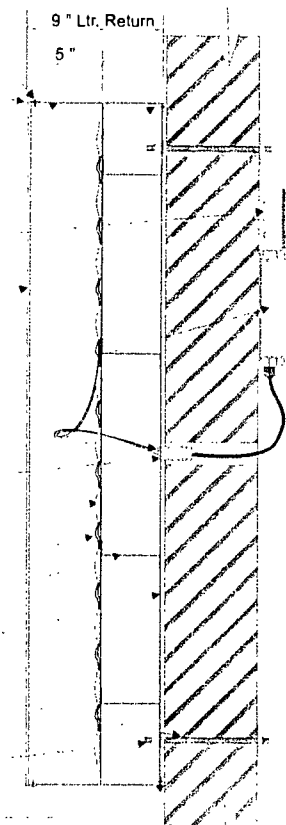
Fabricated "Z" Bracket

Letter Backs to Be .063 Precoat White Alum.
Interior To Be Painted Spray-Lat
Starbrite White (Light Enhancement Paint)

3/8" Dia Allthread Rod w/3/8" Thk
Nylon Spacer, 3/8" Dia Fender Washer
And Nut Secured on Backside Of Fascia

3/8" Dia Nutsert

Drain Holes In Back Of Letters
As Req'd



FORMAN LETTERS SECTION
SCALE: 1-1/2" = 1' 0"

**PERMITS
ONLY**

**PRIOR TO FABRICATION
FIELD VERIFICATION
IS REQUIRED**

Mens - Ladles - Kids

**SECONDARY COPY
ELECTRICAL LOAD
(2.0) Amps @ 120 Volts
ELECTRICAL REQ'MTS
(1) 20 Amp/120 Volt Circuits**

Note: This sign is intended to be installed in accordance with the requirements of Article 600 of the National Electrical Code and/or other applicable local codes. This includes proper grounding and bonding of the sign.

**FORMAN LETTERS
ELECTRICAL LOAD
(5.0) Amps @ 120 Volts
ELECTRICAL REQ'MTS
(1) 20 Amp/120 Volt Circuits**

STANDARD LETTER NOTES:

1. Sufficient Primary Circuit In Vicinity Of Sign By Others.
2. Letter To Letter Wiring & Final Primary Hook-up By Sign Installer, Where Allowed By Local Codes.
3. Sign Shall Be U.L. Listed.
4. Mounting Hardware By Sign Installer.
5. Full Size Drilling Template Furnished With Sign.



**Philadelphia Sign
COMPANY**

707 West Spring Garden Street
Palmyra, New Jersey 08065

Phone: 610-337-1100
Fax: 610-337-1500
E-mail: info@philadelphia-sign.com

CUSTOMER:

FORMAN MILLS

JOB NUMBER:

FM017

SIGN TYPE:

Various

LOCATION:

122 West 79th St
Chicago, IL

DATE:

03/16/2011

DRAWN BY:

JLTH

REVISION:

Number Date By

SHEET:

END DEPT

4 OF 5

OWG NUMBER:

B-40197

ENGINEER SEAL:

MAX DESIGN WIND SPEED 90 MPH
MAX DESIGN WIND LOAD 30 LBS/SQ. FT.
EXPOSURE C

THIS IS AN ORIGINAL UNPUBLISHED DRAWING
CREATED BY PSC. IT IS FORWARDED TO YOU FOR
PERSONAL USE ONLY. REPRODUCTION OR A BOUND
BEING PLANNED FOR YOU BY PSC. IT IS NOT TO
BE SHOWN TO ANYONE OUTSIDE YOUR
ORGANIZATION. IF IT IS REPRODUCED OR
REPRODUCED BY ANYONE OTHER THAN YOU,