

City Council, meeting date: _____
Committee on Zoning, Landmarks, & Building Standards

ORDERED, That the Commissioner of the Building Department is hereby directed to issue a sign permit to: (Contractor's name and address)

Doyle Signs, Inc

_____ 232 W Interstate Road _____

_____ Addison, IL 60101 _____

For the erection of a sign / signboard over twenty-four (24) feet in height and / or over one hundred (100) square feet (in area of one face) at:


On-Premise /Business ID signs: indicate Business Name and Address Off-Premise /Advertising signs: must indicate that it is for Advertising

_____ Aldi I. Chase _____

_____ 4627 W Diversey Ave _____

_____ Chicago. IL 60639 _____

Such signs shall comply with all provisions of Title 17 of the Chicago Zoning Ordinance and all other applicable provisions of the Municipal Code of the City of Chicago governing the construction and maintenance of outdoor signs, sign boards, and structures.


Alderman, 31st Ward
Ray
Suarez

Cry ofChte*«o Rahm
Emanuel, Mayor



Depurdnent of Buillinpi Michel
Mcichhnl, Coinraisu'onrr

ES.PERM_APP_WE8KD
D(iO:il

AP8:1fj04K!358

Papa 1 Of 2

TY7>E OF BUSINESS

COMMERCIAL Cither:

Name: _____

LIC f': _____

Renews I Date:

PrftjeuL' Over; (Xj

Priva 14 Property

INIPublic Way _____ GrantPermit

SIGNfIOND REQUIRED:'

COUNCIL OROirn REQUIRED 03 YES

IS 5TECIAL PERMISSION JtEQlilur;!?

FROM CHIEF ELECTRICAL W YES. ATTACH LETTER OF

REQUEST

TIME

[x]P!"un«<' Development/ManutSeturing FMD.TO*: 1079

Zoning Dialricr OTHER Otter: PD107

TYPE OF SIGN:

f~| [x] ILLUMINATE f**] MOVEABLE

ADVERTISING 1*^ FLASHING

f~) BUSINESS

TOTAL STREET FRONT AOS OF LOT (IN FEET) 92

TOTAL AREA OF NEW SIGN (SO FT) 13

TOTAL AREA OF ALL SIGNS ON LOT (SQ FT.) 20

HEIGHT OF SIGN ABOVE ORADT: (TO TOP) 23 ft 510

DISTANCE OF CURB LINE OUTER 2 SIGN APPROVED FOR

F,PGE (ft) DISTANCE OF STRUCTURE 3

INNER EDGE (ft)

DISTANCE FROM (ft): REMARK

A PUBLIC PARK (OVER 10 ACRES) 1.20

B EXPRESSWAY (IF LESS THAN 1 .nrxt FT.) S7

C. RESIDENCE DISTRICT (ADVERTISNG SIGNS 22

ONLY)

W REPLACEMENT SMS OR CHANGE OrTACE. WHAT DOES THE EXISTINO SION READ?

Original Payee:

Lnnndmiiik Hold: Q Stntttv:

ZONING (OPTICS USF. ONLY)

ESJ>ERM_APP_WEB
RDOMJI I

**CITY OF CHICAGO DEPARTMENT OF ZONING AND
LAND USE PLANNING SIGN SITE PLAN**
(ALL INFORMATION MUST BE COMPLETED AND LEGIBLE)

Site Address: _____ IT>. N^iy?/-*^, ^



, Rep Name: (_____ \K\cr*:/ of ___ applications

Sign Company: .^j.nA T^r
Phone (k>30 -IUQC) EXT

fgg/ow: Building, streets and location of sign on lot/or structure)

North

5



West

Cast

r

SIGN USE:
Bus. ID (On-premise)
Business Lice. #
Advcilising (Off-premise) Q

TYPE OF SIGN:
Flat Wall Sou tli
Freestanding
Awning U Marquee High Rise
Building Projecting Private
—©— Projecting Public Way D
Public Way Use -Permit H

Non- Illuminated
Illuminated
Changing Image
Video Display
Flashing

PERMIT TYPE:
New Construction
Change of Face
Previa us Permit #

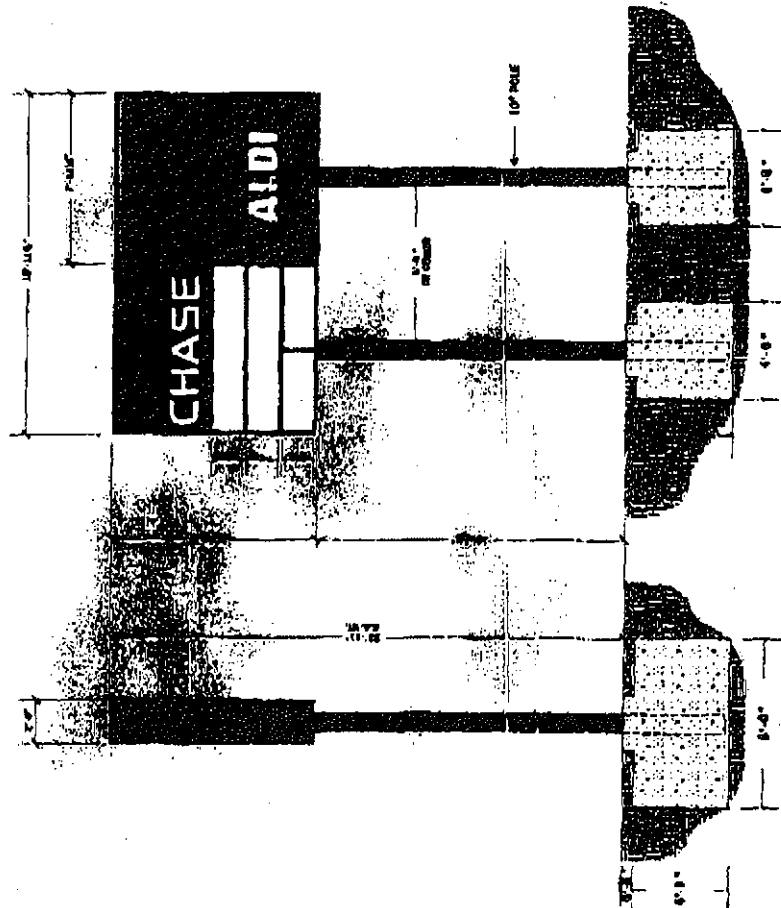
SIGN CHARACTERISTICS:

DISTANCE FROM:
Curb Line: c£6
Expressway, Toll Roads or
Major Route (n/a if over 1000
ft) %Jf\ Park (over 10 acres)
Qofc}^ Residential Zone 22^
Existing Off-premise on. same
side of street: f) / A

TOTAL SQUARE FOOTAGE:
Square footage of this proposed ^ign _____
Gross area of all proposed signs _____
Area of nil existing signs _____
(not including proposed) on Zouuig Lot
Signature

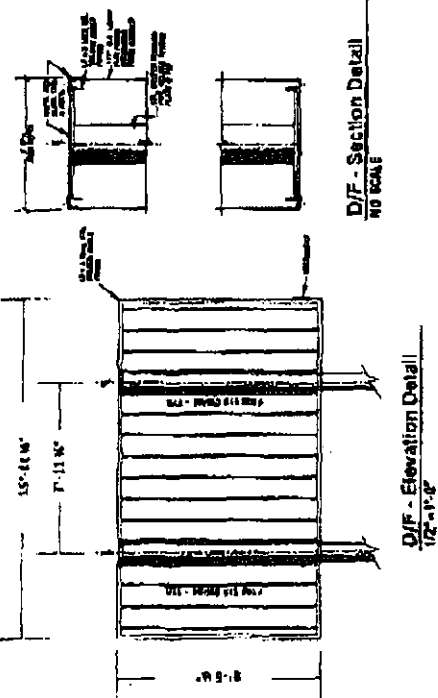
Date: /o/;j//-Q

OUvfitcH/IP



2 Side Detail
SCALE: 3/16"=1'-0"

1 ELEVATION - D/F Installation Sign
SCALE: 3/16"=1'-0"



DESCRIPTION:

- FINISH & INSTALL D/F H.O. INTERMEDIATE, SKIN INCLUDING STEEL STRUCTURE/SUPPORTS
- FACES TO BE 3/4" WHITE LEAD & DISCREETLY FINISHED VINYL GRAPHICS, APPLIED FIRST SURFACE
- CHANNEL & RETENERS ARE PAINT, ALUMINUM w/ INTERNAL WELDED GALV. STEEL ANGLE IRON PLATE
- ILLUMINATION TO BE FLUORESCENT H.O. LAMPING
- DIRECT BURIED VERTICAL STEEL SUPPORTS IN CONCRETE FOUNDATIONS

CLIENT	ALDI
ADDRESS	DIVENSY & MELPATRICK CHICAGO, IL
DESIGNER	DF
SCALE	NOTED
PROJECT No.	211144
DATE	11-09-09
DRYER No.	1 of 2

CLIENT'S APPROVAL

DATE

The Client is the original and responsible user of this drawing, and the user of the information contained herein. The user of this drawing is responsible for obtaining all necessary permits and approvals. The user of this drawing is responsible for obtaining all necessary permits and approvals.

DATE	DESCRIPTION
9/21/12	PER TO INSTALL
10/10/12	ADD DIMENSIONS & SECTION DETAILS

DOYLE

GENERAL SIGN CONTRACTORS

200 WEST 10TH ST. CHICAGO, ILL. 60605

TEL: 312.467.0000 FAX: 312.467.0000