



City of Chicago



Or2017-312

Office of the City Clerk

Document Tracking Sheet

Meeting Date:	6/28/2017
Sponsor(s):	Laurino (39)
Type:	Order
Title:	Issuance of permits for sign(s)/signboard(s) at 4412 N Pulaski Rd
Committee(s) Assignment:	Committee on Zoning, Landmarks and Building Standards

(signs)

ORDERED, That the Commissioner of Buildings is hereby directed to issue a sign permit to: (Contractor's name and address)

OLYMPIC SIGNS, INC

1130 N GARFIELD

LOMBARD, IL 60148

for the erection of a sign/signboard over 24 feet in height and/or over 100 square feet (in area of one face) at : (Busines NAME & ADDRESS)

WENDY'S

4412 N. PULASKI RD.


CHICAGO, IL 60630

Dimensions: length 9' height 13' 8"

height above grade/roof to top of sign 24'

TOTAL SQUARE FOOT AREA 123'

Such sign (s) shall comply with all applicable provisions of TITLE 17 of the Chicago Zoning Ordinance and all other applicable provisions of the Municipal Code of the City of the City of Chicago governing the construction and maintenance of outdoor signs, signboards and structures.


Alderman, 39th Ward



CITY OF CHICAGO

DEPARTMENT OF BUILDINGS**Sign Permit Application**

APPROVAL NUMBER	APPLICATION NUMBER 100701778	ANNUAL FEE	WORK CODE	DRAWINGS ATTACHED <input type="checkbox"/> YES <input type="checkbox"/> NO
DATE OF APPLICATION 04/24/2017		TYPE OF SIGN FLAT OR BOX		
ADDRESS OF SIGN 4412 N PULASKI RD, 60630-		LENGTH	FT 9	IN 0
BUILDING	ORIGINAL PERMIT NUMBER	HEIGHT	FT 13	IN 8
TYPE OF PERMIT NEW CONSTRUCTION (SIGN)		ARFA	SQ FT 123	WEIGHT
PAYER OF ANNUAL INSPECTION KNUPP, MAT 40 SHUMAN BLVD. NAPERVILLE, IL 60563 (630)886-8599		LBS 900		FT. 10
SIGN MANUFACTURER CUSTOM SIGN CENTER INC		SIGN HEIGHT ABOVE GRADE ROOF		
ADDRESS WHERE SIGN CAN BE SEEN PRIOR TO ERECTION		SHAPE OF SIGN REGULAR		
TICKET NUMBER 0		SIGN WILL READ WENDY'S QUALITY IS OUR..."W/ LOGO & READER BOARD"		
REINSPECTION CONTROL NUMBER		NO. OF LAMPS 15		
TYPE OF SUPPORT FOR SIGN BUILDING		TOTAL WATTAGE 180		
SIGN BOARD SUPPORT MEMBERS OTHER		TYPE OF LAMP FLUORESCENT		
ANNUAL FEE		NO. OF BALLAST/TRANSFORMERS 3		
CONSTRUCTION FEE 600.00		INPUT OF TRANSFORMERS 120V		
1017 B FEE		CONTRACTOR WILL INSTALL <input checked="" type="checkbox"/> FEEDERS <input checked="" type="checkbox"/> CUSTOMER LEADS		
TOTAL FEE 600.00		TYPE OF SWITCH		
AMOUNT PAID 200.00		LOCATION OF SWITCH OUTSIDE SIGN		
BALANCE DUE \$ 400.00		SIGN LOCATION INSTALL FREESTANDING DOUBLE FACE FLUORESCENTLY ILLUMINATED POLE SIGN. "SWITCH IS PART OF UL SIGN."		
Check # for Zoning				
Check # for DCAP				

The undersigned certify that the statements in this application are true and correct and that all work done under the proposed permit will conform to the requirements of the Chicago Municipal Code

REG NO E69270	BOND NO.	REG NO. N91822
ELECTR CONTR OLYMPIC SIGNS, INC.	SIGN ERECTOR OLYMPIC SIGNS INC.	SIGNER
ADDRESS 1130 N. GARFIELD LOMBARD, IL 60148	ADDRESS 1130 N. GARFIELD LOMBARD IL, 60148	
SUPERVISOR SIGNATURE <i>Bill Fyter</i>	SIGNATURE <i>[Signature]</i>	

The permit issued on this application will authorize only signs here applied for. If other signs are to be erected they must be covered by additional permits.

City of Chicago
Rahm Emanuel, MayorDepartment of Buildings
Judith Frydland, Commissioner

TYPE OF BUSINESS COM DINING Other: _____ Name: _____ LIC #: _____ Renewal Date: _____	SIGN BOND REQUIRED? <input type="checkbox"/> YES <hr/> COUNCIL ORDER REQUIRED <input checked="" type="checkbox"/> YES <hr/> IS SPECIAL PERMISSION REQUIRED FROM CHIEF ELECTRICAL <input type="checkbox"/> YES IF YES, ATTACH LETTER OF REQUEST
Projects Over: <input checked="" type="checkbox"/> Private Property <input checked="" type="checkbox"/> Public Way Grant Permit #: _____ <input type="checkbox"/> Planned Development/Manufacturing PMD/PD#: <u>1198</u> Zoning District: <u>B1</u> Other: _____	TIME STAMP
TYPE OF SIGN: <input type="checkbox"/> ADVERTISING <input checked="" type="checkbox"/> ILLUMINATE <input type="checkbox"/> MOVEABLE <input checked="" type="checkbox"/> BUSINESS <input type="checkbox"/> FLASHING	
TOTAL STREET FRONTAGE OF LOT (IN FEET) <u>197</u> <hr/> TOTAL AREA OF NEW SIGN (SQ.FT.) <u>123</u> <hr/> TOTAL AREA OF ALL SIGNS ON LOT (SQ.FT) <u>285</u> <hr/> HEIGHT OF SIGN ABOVE GRADE (TO TOP) <u>23ft 8in</u>	
DISTANCE OF CURB LINE OUTER EDGE (ft) <u>10</u> DISTANCE OF STRUCTURE INNER EDGE (ft) <u>10</u>	SIGN CLERK APPROVED FOR PERMIT
DISTANCE FROM (ft): A. PUBLIC PARK (OVER 10 ACRES) <u>1,000</u> B. EXPRESSWAY (IF LESS THAN 1,000 FT.) <u>1,000</u> C. RESIDENCE DISTRICT (ADVERTISING SIGNS ONLY) <u>130</u>	REMARKS
IF REPLACEMENT SIGN OR CHANGE OF FACE, WHAT DOES THE EXISTING SIGN READ? Original Payee: _____	
Landmark Hold: <input type="checkbox"/> Status: _____	
ZONING (OFFICE USE ONLY)	

CITY OF CHICAGO SIGN PERMIT APPLICATION CONTINUED

Expediter: n/a

Address: _____ License #: _____

Phone #: _____ Mobile #: _____ Email: _____

Website: _____

Section 3 - Sign and Structure Details

(Please check all that apply)

Sign Category:

On-Premise (Business ID): Dynamic Static

Business License # of Tenant Business: _____

Off-Premise (Advertising): Dynamic Static

Temporary: Special Event:

Sign will read (Please provide a description, picture and shop drawing): Wendy's quality is our recipe...'w/ reader board'

Type of sign (Mark all that apply):

Awning Canopy Freestanding Marquee Projecting Dynamic Image Display

Wall Painted Cabinet/Frame Vinyl Projected image Flashing

High Rise Building Hotel/Hospitals Other buildings: _____

What is the dimension of the wall on which the sign will be installed? _____

Where is sign or sign structure mounted? Inside the building Outside the building

Is the sign or sign structure attached to a building or wall? Yes No If yes, which wall of building? N S W

Is this a freestanding sign? Yes No Location of sign on lot: N S W

Which direction does sign copy face? E W

Does any portion of the sign, sign structure or attachments cover, obscure or obstruct an existing window in a residential unit whether occupied or not? Yes No

Does any portion of the sign, sign structure, or attachments extend on or over the public way? Yes No

If yes, what is the public way use permit number? _____

Sign Panels: Back to back within 30 degrees of parallel Yes No

Number of Faces: 2

Sign Support Structure: Pole Roof Ground Building Windows Other: _____

Does any portion of the sign or sign structure extend 24 inches above the roof line as defined in 17-17-02149 of the Municipal Code of Chicago? Yes No

Picture or rendering must be attached depicting sign placement with before and after view.

Section 3 continues on next page

CITY OF CHICAGO SIGN PERMIT APPLICATION CONTINUED

Section 3 continued

Dimensions of Sign Structure (i.e. cabinet, frame, awning, canopy)

Length: 9 Feet 0 Inches Height: 13 Feet 8 Inches Depth: 0 Feet 5 Inches

Area: 123 Sq Ft. Weight: 900 lbs.

Shape of Sign: regular

Sign Height above Grade:

From Grade to Bottom of sign or sign structure, whichever is lowest: 10 Ft.

From Grade to Top of sign or sign structure, whichever is highest: 17 Ft.

Is City Council Order required?* Yes No

*All signs in excess of 100 Square Feet in area OR in excess of 24 feet above grade require a City Council Order pursuant to Section 13-20-680 of the Municipal Code of Chicago

Dimension of Sign Elements pursuant to Section 17-12-0601 of the Chicago Zoning Ordinance:

Length: 9 Feet 0 Inches Height: 13 Feet 8 inches Area: 123 Sq Ft.

Electrical Contractor will install: Feeders: Yes No Customer Leads: Yes No

Number of Lamps: 400 Total Wattage: 120 Type of Lamp: led

Number of Ballast/Transformers: 2 Input of Transformers: 120v

Type of Switch: _____ Location of Switch: outside

Static: Yes No

Illuminated: Yes No

If yes - External _____ Internal x

Dynamic Image Display: Yes No

(An affidavit of compliance is required for all dynamic image display signs pursuant to Section 13-20-675(d)(2) of the Municipal Code of Chicago.)

Max Nits _____ Max Foot Candles _____ Message Time (Screen Hold): _____ seconds

Self Dimming Capability: Yes No

What is the total of the sign face area devoted to dynamic image display? _____ Sq Ft.

Section 4 - Zoning Information

Zoning District or Planned Development #: B1-1

Is sign located in a special sign district? Yes No

If yes: Michigan Avenue Corridor Oak Street Corridor State Street/Wabash Avenue Corridor

Total Street frontage of Zoning Lot: 197 (Ft.)

Total Area of new sign: 123 (Sq Ft.) Gross Area of all proposed signs: 285 (Sq Ft.)

Total Area of all existing signs on Zoning Lot: 1 (Sq Ft.)

Picture or rendering must be attached depicting sign placement with before and after view.

Section 4 continues on next page

CITY OF CHICAGO SIGN PERMIT APPLICATION CONTINUED

Section 4 continued

Distance from outer edge of sign or structure to curb line: 10 (Ft.)

Distance from inner edge of sign or sign structure to curb line: 10 (Ft.)

Distance from:

Public Park 10 acres or more: 1000+ (Ft.)

Public Park 2 acres or more: 215 (Ft.)

Expressway or Toll Road: 1,000+ (Ft.)

Lake Shore Drive: 1,000+ (Ft.)

Michigan Avenue (Oak St. to Roosevelt Rd.): 1,000+ (Ft.)

Residential District: 70 (Ft.)

Residential building in a D district: 1,000+ (Ft.)

Existing off-premise/advertising signs on same side of street? Yes No

In a B or C District: _____ (Ft.)

In a D or M District: _____ (Ft.)

Waterways: 1,000+ (Ft.)

Section 5 - Sign Permit History

Does the proposed sign, change, alter or replace an existing sign? Yes No

If yes, were permits issued for the sign being replaced, changed or altered? Yes No

If yes, please list each permit number and date each permit was issued:

Permit Number: _____ Date issued: _____

Permit Number: _____ Date issued: _____

Permit Number: _____ Date issued: _____

Permit Number: _____ Date issued: _____

Does the proposed sign change a static sign to a dynamic image display sign? Yes No

Does the proposed sign change or alter the square footage or the height of the sign or sign structure? Yes No

Does the proposed sign change an on-premise sign to an off-premise/advertising sign? Yes No

Section 6 - Attestation and Signatures

We, the undersigned, under penalty of perjury, do hereby affirm and attest that the above information is true, complete, and correct and acknowledge that incorrect information is grounds to revoke or rescind a permit.

Owner of Real Property: Burt Kurt Date 3/22/17

Lessee of Real Property: Burt Kurt Date 3/21/17

Expediter: _____ Date _____

Supervising Electrician: Charles Zamp Date 3-22-17

Sign Erector: _____ Date 3/22/17

Picture or rendering must be attached depicting sign placement with before and after view.

CITY OF CHICAGO SIGN PERMIT APPLICATION CONTINUED

For Office Use

ZONING	PUBLIC WAY

Sign Review Fee:

Zoning Review Fee: \$ _____ Total Fee: \$ _____

Amount Paid: \$ _____ Balance Due: \$ _____

PERMIT IS VALID FOR A PERIOD OF FIVE YEARS AFTER ISSUANCE. IT IS SOLELY THE RESPONSIBILITY OF THE OWNER OR LESSEE TO FILE FOR RENEWAL

* Once zoning fee is paid, this application is valid for a period of up to six months from payment date.


Applies to sign permits applied for on or after April 2, 2014.

City of Chicago
Mayor Rahm Emanuel



Department of Buildings
Felicia Davis, Commissioner

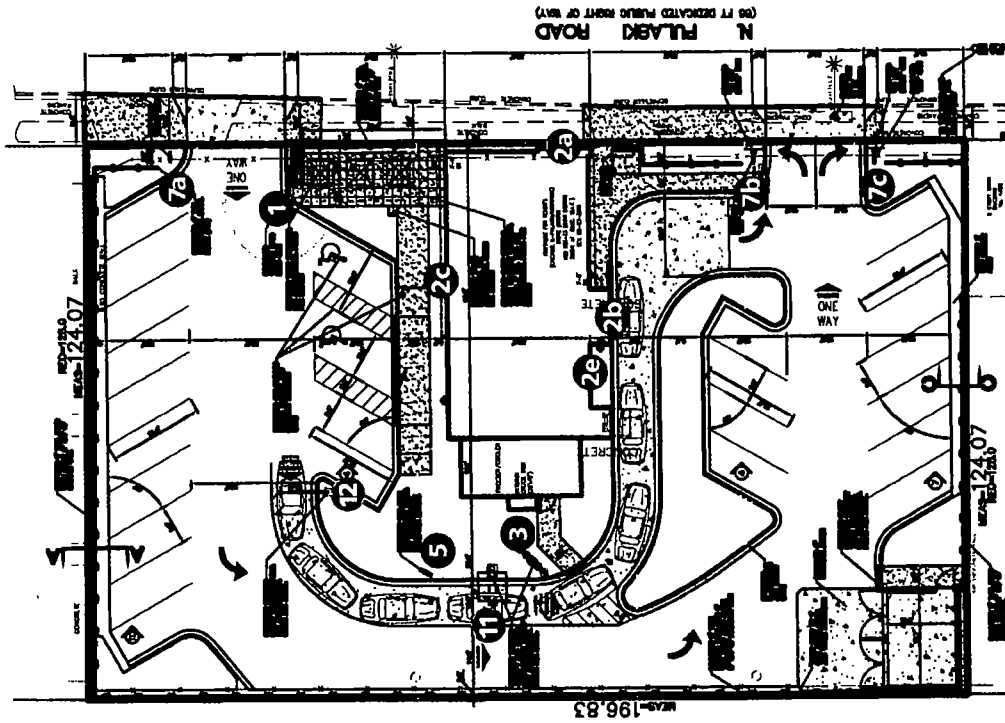
Wendy's Site #11847
 4412 N. Pulaski Rd.
 Chicago, IL




SCALE: 1" = 50'

SIGN KEY

- 1 Pylon
- 2a Channel Letters
- 2b Channel Letters
- 2c Channel Logo
- 2e QIOR-PVC62
- 3 Menu Board
- 5 Pre-Sell
- 7a Enter Directional
- 7b Exit Directional
- 7c Exit Directional
- 11 Drive-Thru Canopy
- 12 Single Clearance Pole



MODEL IA-WP100



NOTE: CUSTOM HEIGHT



ALL WIRING MEETS NEC 2014 SPECIFICATIONS.
SIGN TO BE WIRED TO A STANDARD 120 VOLT / 20 AMP CIRCUIT.

THIS SIGN IS INTENDED TO BE INSTALLED IN ACCORDANCE WITH THE REQUIREMENTS OF ARTICLE 600 OF THE NATIONAL ELECTRICAL CODE AND/OR OTHER APPLICABLE LOCAL CODES.
THIS INCLUDES PROPER GROUNDING AND BONDING OF THE SIGN.

SIGN TYPE	SPECIFICATIONS	COLORS	SIGN SURVEY	ARTWORK
<input checked="" type="checkbox"/> DOUBLE FACE <input checked="" type="checkbox"/> ILLUMINATED <input checked="" type="checkbox"/> GROUND	- 12" SA ALUMINUM CABINET PAINTED 313 DARK BRONZE. - .150 PAN FORMED EMBOSSED SOLAR GRADE POLYCARBONATE FACES. - FORMED A.B.S. POLE COVER PAINTED 313 DARK BRONZE. - FLUORESCENT ILLUMINATION. CAMEOS - FORMED POLYCARBONATE WITH PRINTED GRAPHICS SECOND SURFACE WITH LED ILLUMINATION. - ALUMINUM RETURNS AND BACKS PAINTED 313 DARK BRONZE.	<input checked="" type="checkbox"/> 313 DARK BRONZE <input checked="" type="checkbox"/> PMS 186 RED <input type="checkbox"/> WHITE <input checked="" type="checkbox"/> PMS 186 RED HAIR <input checked="" type="checkbox"/> PMS 381 REG.20Y/PAR <input type="checkbox"/> PMS 299 BLUE <input type="checkbox"/> PMS 698 PINK <input type="checkbox"/> PMS 439 BROWN	<input type="checkbox"/> FACE TRIMS <input type="checkbox"/> FASCIA COLOR <input type="checkbox"/> RADIUS DIM. <input type="checkbox"/> BUILDING DIM. <input type="checkbox"/> FACADE ANGLE <input type="checkbox"/> OTHER	<input checked="" type="checkbox"/> PROVIDED <input type="checkbox"/> REQUIRED If required, customer to provide Custom Sign Center, Inc. with camera ready or appropriate digital file. Please contact your salesperson or Design Staff for appropriate file types.

Full Service Sign Company
 3200 Valleyview Drive
 Ph. 614-279-6700
 Columbus, OH 43204
 FX. 614-279-7525

This original design and all information herein are the property of Custom Sign Center, Inc. Artwork is subject to return if not purchased. Any unauthorized use is forbidden. © Copyright 2005 All rights reserved.

FILENAME: U0601-IA-WP100
DATE: 9/23/14 REV. DATE:

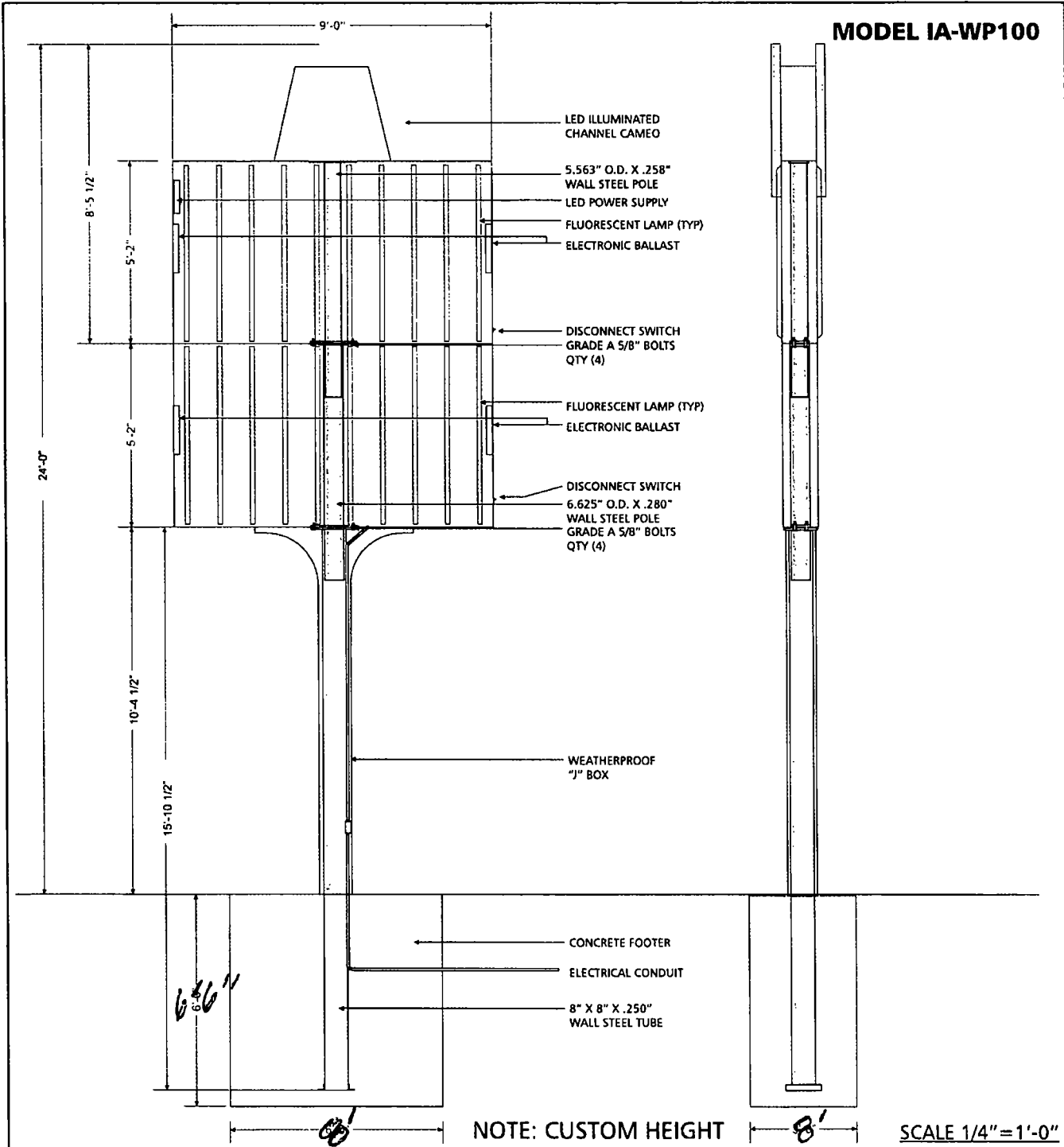
REV#
DGNR: THWSALES; T. SHEEHY

SCALE: 1/4" = 1'

Approval Signatures Required to insure that all spelling, colors, and specifications for sign(s) rendered meets customer & landlord approval.

CUSTOMER: _____ DATE: _____
LANDLORD: _____ DATE: _____

MODEL IA-WP100



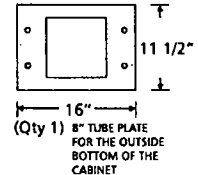
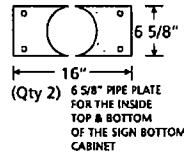
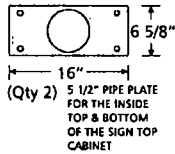
ELECTRICAL REQUIREMENTS

- (1) ELECTRONIC LED POWER SUPPLY (.63 AMPS EA)
- (4) RSS696AT ELECTRONIC BALLASTS (4.15 AMPS EA)
- (20) CWHO 60" FLUORESCENT LAMPS

(1) 30 AMP CIRCUIT REQUIRED
17.23 TOTAL AMPS

DESIGN CRITERIA:

90 MPH WIND LOAD
SOIL COMPACTNESS = 2,000 PSF
CONCRETE FOUNDATION - 3,000 PSI -
5 BAG, 28 DAY MIN.



1/2" THICK STEEL MOUNTING PLATES

SCALE 1/2" = 1'-0"

