



Office of the Chicago City  
Clerk



Or2012-308

Office of the City Clerk

City Council Document Tracking Sheet

<b>Meeting Date:</b>	6/6/2012
<b>Sponsor(s):</b>	O'Connor, Mary (41)
<b>Type:</b>	Order
<b>Title:</b>	Issuance of permits for sign(s)/signboard(s) at 8770 W Bryn Mawr Ave
<b>Committee(s) Assignment:</b>	Committee on Zoning, Landmarks and Building Standards

Committee on Buildings

(signs)

ORDERED, That the Commissioner of Buildings is hereby directed to issue a sign permit to: (Contractor's name and address)

MIDWEST SIGN & LIGHTING  
4910 WILSHIRE BLVD.  
COUNTRY CLUB HILLS, IL. 60478 (708)365-5555

for the erection of a sign/signboard over 24 feet in height and/or over 100 square feet (in area of one face) at: (Business NAME & ADDRESS)

LAWSON PRODUCTS  
8770 W. BRYN MAWR AVENUE  
CHICAGO, ILLINOIS 60631

Dimensions: length 44'-9" height 5'-0"  
height above grade/roof to top of sign 150'-0"  
TOTAL SQUARE FOOT AREA 192.40 SQ. FT.

Such sign(s) shall comply with all applicable provisions of TITLE 17 of the Chicago Zoning Ordinance and all other applicable provisions of the Municipal Code of the City of Chicago governing the construction and maintenance of outdoor signs, signboards and structures.

Mary O'Connor  
Alderman, Ward 41



CITY OF CHICAGO

# DEPARTMENT OF BUILDINGS

## Sign Permit Application

APPROVAL NUMBER	APPLICATION NUMBER 100436094	ANNUAL FEE	WORK CODE	DRAWINGS ATTACHED <input type="checkbox"/> YES <input type="checkbox"/> NO
-----------------	---------------------------------	------------	-----------	--

DATE OF APPLICATION	04/17/2012		
ADDRESS OF SIGN	8770 W BRYN MAWR AVE, 60631-		
BUILDING	ORIGINAL PERMIT NUMBER		
TYPE OF PERMIT	NEW CONSTRUCTION (SIGN)		
PAYER OF ANNUAL INSPECTION	PRODUCTS. LAWSON 8770 W BRYN MAWR CHICAGO, IL 60631 (312)568-6528		
SIGN MANUFACTURER	VITAL SIGNS		
ADDRESS WHERE SIGN CAN BE SEEN PRIOR TO ERECTION	ON SITE		
TICKET NUMBER	0	REINSPECTION CONTROL NUMBER	E216127
TYPE OF SUPPORT FOR SIGN	BUILDING		
SIGN BOARD SUPPORT MEMBERS	STEEL		
ANNUAL FEE	_____		
CONSTRUCTION FEE	400.00	<u>Check # for Zoning</u>	
1017 B FEE	_____		
TOTAL FEE	400.00		
AMOUNT PAID	200.00	<u>Check # for DCAP</u>	
BALANCE DUE	\$ 200.00		

TYPE OF SIGN						FLAT OR BOX											
LENGTH	FT.	IN.	HEIGHT	FT.	IN.												
	46	10		4	1												
AREA		SO FT	WEIGHT		LBS.												
		191			962												
SIGN HEIGHT ABOVE GRADE/ROOF					FT.												
					140												
SHAPE OF SIGN												IRREGULAR					
SIGN WILL READ												LAWSON PRODUCTS					
NO. OF LAMPS						TOTAL WATTAGE											
300						220											
TYPE OF LAMP												OTHER					
NO. OF BALLAST/TRANSFORMERS						INPUT OF TRANSFORMERS											
2						120											
CONTRACTOR WILL INSTALL						<input checked="" type="checkbox"/> FEEDERS <input type="checkbox"/> CUSTOMER LEADS											
TYPE OF SWITCH												SPECIAL					
LOCATION OF SWITCH												LISTED FLUSH TOGGLE					
SIGN LOCATION												LAWSON PRODUCTS INSTALL NORTH ELEVATION CHANNEL LETTERS					

The undersigned certify that the statements in this application are true and correct and that all work done under the proposed permit will conform to the requirements of the Chicago Municipal Code.

REG NO.	E80032	
ELECT CONTR	MIDWEST SIGN & LIGHTING, INC.	ELECTR
ADDRESS	4910 W. WILSHIRE BLVD. COUNTRY CLUB HILLS, IL 60478-	
SUPERVISOR SIGNATURE		

BOND NO	EX931631	REG NO	N92834
SIGN ERECTOR	MIDWEST SIGNS	SIGNER	
ADDRESS	4910 W WILSHIRE BOULEVRD COUNTRY CLUB HILLS IL, 60478-		
SIGNATURE			

The permit issued on this application will authorize only signs here applied for. If other signs are to be erected they must be covered by additional permits.

City of Chicago  
Ruhm Emanuel, Mayor



Department of Buildings  
Michael Merchant, Commissioner

TYPE OF BUSINESS <b>COMMERCIAL</b> Other: _____ Name: _____ LIC #: _____ Renewal Date: _____	SIGN BOND REQUIRED? <input checked="" type="checkbox"/> YES COUNCIL ORDER REQUIRED <input type="checkbox"/> YES IS SPECIAL PERMISSION REQUIRED FROM CHIEF ELECTRICAL <input type="checkbox"/> YES IF YES, ATTACH LETTER OF REQUEST
Projects Over: <input checked="" type="checkbox"/> Private Property <input checked="" type="checkbox"/> Public Way Grant Permit #: _____ <input type="checkbox"/> Planned Development/Manufacturing PMD/PD#: _____ Zoning District: <b>OTHER</b> Other: <b>B3-1</b>	TIME STAMP
TYPE OF SIGN: <input type="checkbox"/> ADVERTISING <input checked="" type="checkbox"/> ILLUMINATE <input type="checkbox"/> MOVEABLE <input checked="" type="checkbox"/> BUSINESS <input type="checkbox"/> FLASHING	
TOTAL STREET FRONTAGE OF LOT (IN FEET) _____ <b>510</b> TOTAL AREA OF NEW SIGN (SQ.FT.) _____ <b>191</b> TOTAL AREA OF ALL SIGNS ON LOT (SQ.FT.) _____ <b>1,500</b> HEIGHT OF SIGN ABOVE GRADE (TO TOP) _____ <b>144ft 1in</b>	
DISTANCE OF CURB LINE OUTER EDGE (ft) _____ <b>10</b> DISTANCE OF STRUCTURE INNER EDGE (ft) _____ <b>1</b>	SIGN CLERK _____ APPROVED FOR PERMIT _____
DISTANCE FROM (ft): A. PUBLIC PARK (OVER 10 ACRES) _____ B. EXPRESSWAY (IF LESS THAN 1,000 FT.) _____ C. RESIDENCE DISTRICT (ADVERTISING SIGNS ONLY) _____	REMARKS
IF REPLACEMENT SIGN OR CHANGE OF FACE, WHAT DOES THE EXISTING SIGN READ?  Original Payee: _____	
Landmark Hold: <input type="checkbox"/> Status: _____	
ZONING (OFFICE USE ONLY)	

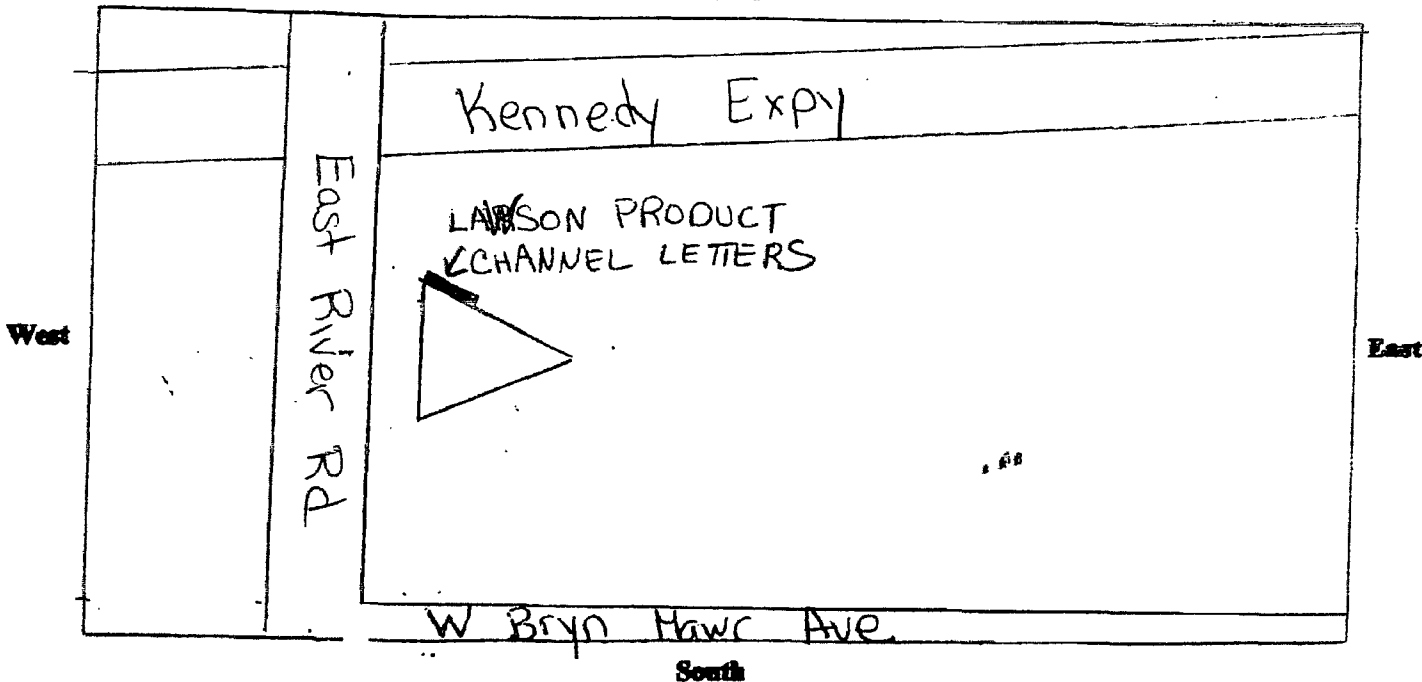
**CITY OF CHICAGO  
DEPARTMENT OF ZONING AND LAND USE PLANNING  
SIGN SITE PLAN**

*(ALL INFORMATION MUST BE COMPLETED AND LEGIBLE)*

Site Address: 8770 W Bryn Mawr Ave. 1 of 1 applications

Sign Company: Midwest Sign + Lighting Inc Rep Name: Connie

Phone (708) 365 - 5555 EXT \_\_\_\_\_ (Below: Building, streets and location of sign on lot or structure)  
North



**SIGN USE:**

Bus. ID (On-premise)   
Business Lice. # \_\_\_\_\_

Advertising (Off-premise)

**PERMIT TYPE:**

New Construction

Change of Face \_\_\_\_\_

Previous Permit # \_\_\_\_\_

**TYPE OF SIGN:**

- Flat Wall
- Freestanding
- Awning
- Marquee
- High Rise Building
- Projecting Private
- Projecting Public Way
- Public Way Use - Permit # \_\_\_\_\_

**SIGN CHARACTERISTICS:**

- Non- Illuminated
- Illuminated
- Changing Image
- Video Display
- Flashing

**DISTANCE FROM:**

- Curb Line: 10'
- Expressway, Toll Roads or Major Route \_\_\_\_\_
- (n/a if over 1000 ft) n/a
- Park (over 10 acres) n/a
- Residential Zone n/a
- Existing Off-premise on same side of street: n/a

**TOTAL SQUARE FOOTAGE:**

Square footage of this proposed sign 192.40


Gross area of all proposed signs \_\_\_\_\_

Area of all existing signs (not including proposed) on Zoning Lot \_\_\_\_\_

Signature: [Handwritten Signature]

Date: 4-18-2012





*Lawson Sign is replacing this sign*

49.31 in

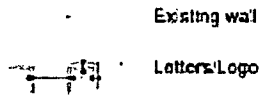

562 in

36.5 in

### Raceway mounted channel letters

- White acrylic faces
- White trim caps
- Black returns
- White low-voltage LEDs
- Low voltage power supplies
- UL listing

**49.31" h X 562" w = 192.4 SF**



3x3x1/4 galv. steel angle blocking by installer



3/8" Ø threaded rod, washer and double nut or crimp threads at both ends




Existing wall

3/8" Ø U.S. bolt w/ washer and double nut or crimp threads

Letters/Logo

3x3x1/4 galv. steel angle attached to letter/logo

3x3x1/4 galv. steel angle attached to wall



SIDE VIEW

DETAIL



This is how the sign will be produced.  
 Any errors not noted will be on the finished product.



**Vital Signs**  
**vital SIGNS**  
 Interior & Exterior Signs & Graphics

791 Industrial Dr. Birmingham (Ala) 35226  
 630.832.9600 Fax: 630.832.9669  
 www.vital-signs.com

Client: Lawson Products  
 Job #: \*  
 Location: \*  
 Date: 03-09-12  
 Sign Type: Channel Letters  
 Quantity: 1

Scale:  
 Drawn by: M. Galvan  
 Revised: 04-06-12  
 04-08-12  
 Notes:

Approved      Approved with changes noted  
 Not Approved - Revise & Resubmit

Date: / /      Signed:



This drawing has been made available to the client as a quote design or manufacturing details and are not to be distributed for bid without the written consent of VITAL SIGNS USA, Copyright 2007.



Raceway mounted channel letters

- White acrylic faces
- White trim caps
- Black returns
- White low-voltage LEDs
- Low voltage power supplies
- UL listing

49.31"h X 562"w = 192.4 SF



**Total Signs**  
Vital Signs

Master • Installer • Sign • Service

791 South 401 St. Birmingham, AL 35202  
630.632.9400 Fax: 630.632.9849  
www.total-signs.com

Client: Lawson Products  
Job #: \*  
Location: \*  
Date: 03-09-12  
Sign Type: Channel Letters  
Quantity: 1

Scale  
Drawn by: M. Galvan  
Revised: 04-08-12  
04-09-12

NOTES  
W/MAX LETTERS,  
NO "L"  
LOGO BUG



This is how the sign will be produced.  
Any errors not noted will be on the finished product.



X Approved Approved with changes noted

Not Approved - Revise & Resubmit

Date 4/9/12 Signed: *[Signature]*

This drawing and specifications are the property of Total Signs and shall remain the property of Total Signs. No part of this drawing or specifications may be reproduced or transmitted in any form or by any means, electronic, mechanical, photocopying, recording, or by any information storage and retrieval system, without the written consent of Total Signs USA, Copyright 2012.

Comm#	120199.01
Wind Speed	90 MPH
Wind Speed	90 MPH
Importance	1.00
Exposure	C

Job Name: Lawson Products	
Location: Chicago, IL	
ASCE 7-05	Date: 4/13/12
2009 IBC	Designer: F.C.M.
	Approved by:

Wind Load Calculations (per ASCE 7-05)

49.31" Ltrs "W"		Width	Height	Area	GCp	PSF	F	Weight
	2	3.28	4.11	13.41	-1.396	25.20	-471.761	67.05
		0.00	0.00	0.00	-1.400	25.20	0.000	0.00
Distance Above Grade		0.00	175.00	0.00	-1.400	25.20	0.000	0.00
			179.11	13.41			-471.78	67.05

Enter Number of Bolts/Sign	5
Approx. pull-over /bolt	282.14
Shear Force/Bolt	13.41 lbs


Lts on Angle		Width	Height	Area	GCp	PSF	F	Weight
	1	46.83	4.11	192.47	-1.396	25.20	-6771.381	962.36
	2	0.00	0.00	0.00	-1.400	25.20	0.000	0.00
Distance Above Grade		0.00	175.00	0.00	-1.400	25.20	0.000	0.00
			20.00	192.47			-6771.38	962.36

Enter Number of Bolts/Sign	24
Approx. pull-over /bolt	282.14
Shear Force/Bolt	

Fastener	Wall Type	All. Pullout	All. Shear	Min Bolt Embed.	Min. Wood Thkness
3/8" Thru Wall Bolts	Masonry, Wood, Metal	300	300	-	-

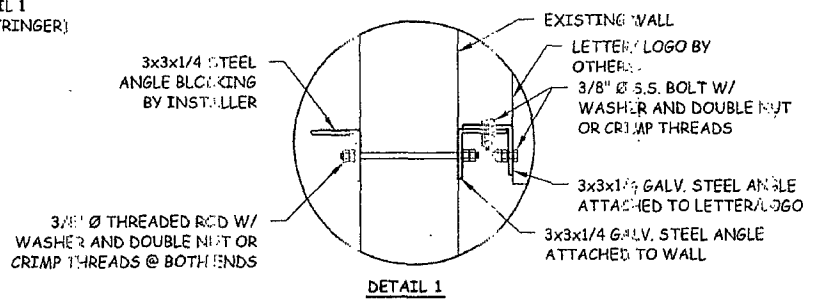
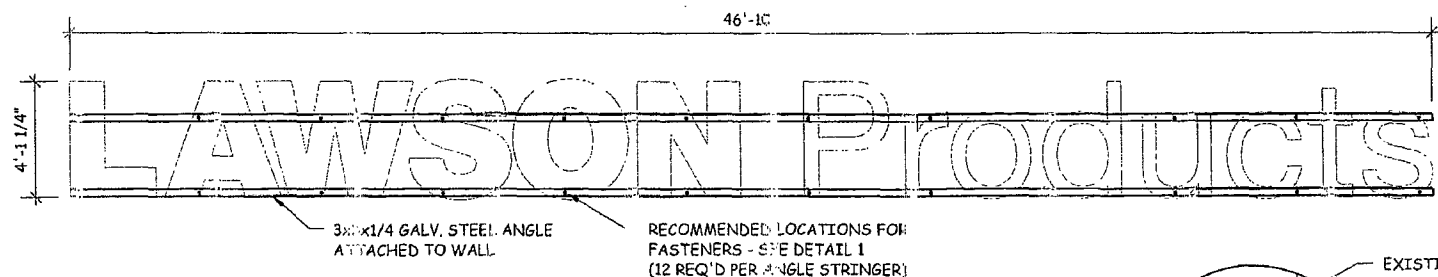
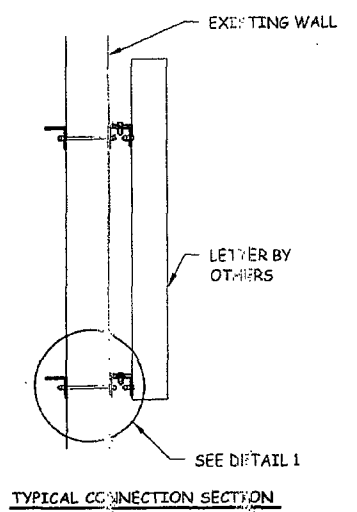
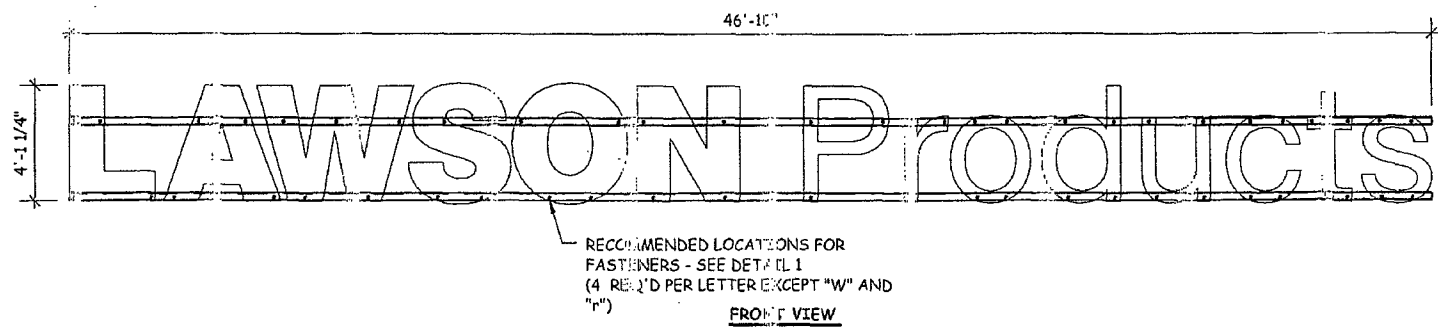
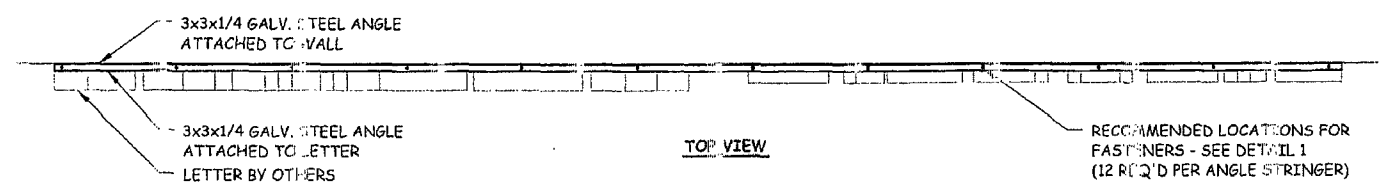
**Sign Specifications**  
Concrete: 2500PSI @ 28 days  
Refer to Sign Company's drawing(s) for more details.  
All designs, detailing, fabrication and construction shall conform to:  
2009 IBC  
ACI 301-89  
AISC  
American Welding Society  
Local Building Codes & Ordinances

Concrete: 2500PSI @ 28 days  
Steel Pipe: ASTM A53 Grade B  
Steel Tube: ASTM A500 Grade B  
Connection Bolts: F1554 Grade 50 or ASTM A193 Grade B7  
Steel Angles, Channels, Structural Shapes and Plates ASTM A36  
Welding Electrodes E70XX  
Welders shall be certified for type of welding.  
This Engineer does not warrant the accuracy of dimensions furnished by others.  
All exposed steel shall be painted with an enamel paint to inhibit corrosion.  
The contractor (Installer) is responsible for the means & methods of construction in regards to jobsite safety.  
This design is for the indicated address only, and should not be used at other locations  
without written permission of the engineer.  
Design of details and structural members not shown, by others.  
Installed fasteners must meet or exceed the values shown in list above.



\* MANUFACTURER - VITVL SIGNS USA  
 \* 2009 IBC  
 \* 90 MPH WIND SPEED

NOTES  
 1) SEE MANUFACTURER'S DRAWINGS FOR ADDITIONAL DETAIL AND DIMENSIONS.



- \* A THREADED ROD MAY BE USED FOR THRU BOLT CONNECTION. (USE WASHER AND DOUBLE NUT OR CRIMP THREADS BOTH ENDS TYP.)
- \* AT E.E.F.S. INSTALLATIONS INSTALL WITH 1/2" DIA. PIPE SLEEVE. SEAL ALL PENETRATIONS.
- \* SIGN MUST BE ATTACHED THROUGH SOLID BLOCKING. ATTACHMENT TO SHEATHING ONLY IS NOT ACCEPTABLE.

 michael brady inc. <small>sign engineering structural engineering</small>	KNOXVILLE OFFICE 289 W. WEISGARBER RD. KNOXVILLE, TENNESSEE 37919	PROJECT: <b>Chicago, IL</b> DRAWING TITLE: <b>Lawson Products</b>	DRAWN BY: <b>F.C.M.</b>	CHECKED BY: <b>D.J.B.</b>	COWI NO. <b>120199.01</b>	DATE: <b>04/13/12</b>	DRAWING NO. <b>DWG. 1</b>
	PHONE: 865-584-0999 FAX: 865-584-5213						REV.#      DATE