



Office of the Chicago City
Clerk



O2012-3089

Office of the City Clerk

City Council Document Tracking Sheet

Meeting Date:	4/24/2012
Sponsor(s):	Reilly, Brendan (42)
Type:	Ordinance
Title:	Grant(s) of privilege in public way for One East Wacker LLC.
Committee(s) Assignment:	Committee on Transportation and Public Way

ORDINANCE
One East Wacker LLC
Acct. No. 370565 - 1
Permit No. 1100385

Be It Ordained by the City Council of the City of Chicago:

SECTION 1. Permission and authority are hereby given and granted to One East Wacker LLC, upon the terms and subject to the conditions of this ordinance to maintain and use two (2) sign(s) projecting over the public right-of-way attached to its premises known as 1 E. Wacker Dr..

Said sign structure(s) measures as follows; along E. Wacker Dr.:

One (1) at sixty-nine (69) feet in length, eleven point five (11.5) feet in height and five hundred forty-one (541) feet above grade level.

Said sign structure(s) measures as follows; along State St.:

One (1) at sixty-nine (69) feet in length, eleven point five (11.5) feet in height and five hundred forty-one (541) feet above grade level.

The location of said privilege shall be as shown on prints kept on file with the Department of Business Affairs and Consumer Protection and the Office of the City Clerk.

Said privilege shall be constructed in accordance with plans and specifications approved by the Department of Transportation (Division of Project Development) and Zoning Department - Signs.

This grant of privilege in the public way shall be subject to the provisions of Section 10-28-015 and all other required provisions of the Municipal Code of Chicago.


The grantee shall pay to the City of Chicago as compensation for the privilege #1100385 herein granted the sum of six hundred (\$600.00) per annum in advance.

A 25% penalty will be added for payments received after due date.

The permit holder agrees to hold the City of Chicago harmless for any damage, relocation or replacement costs associated with damage, relocation or removal of private property caused by the City performing work in the public way.

Authority herein given and granted for a period of five (5) years from and after Date of Passage.

Alderman _____



Brendan Reilly 42nd Ward

By signing this drawing, the contractor understands that it is accepting all aspects of the drawings. THE CONTRACTOR SHALL BE RESPONSIBLE FOR OBTAINING ALL NECESSARY PERMITS, APPROVALS, AND INSURANCE COVERAGE. THE CONTRACTOR SHALL BE RESPONSIBLE FOR OBTAINING ALL NECESSARY PERMITS, APPROVALS, AND INSURANCE COVERAGE.

DATE: 11/11/11 PROJECT: KEMPER SIGNAGE DATE: 11/11/11



7426 Industrial Avenue
Chertonton, VA 22604
phone: 216.762.2577
fax: 216.762.2558

PROJECT #
RVI-20211-18
RICK WILBANS
LEAD SALES REPRESENTATIVE

08.50.11
DATE

KEMPER
CLIENT NAME


ONE E. WACKER DR.
CHICAGO, IL
JOB LOCATION

REVISIONS
NO. DATE BY SCALE
1. CHGD TO 69" LENGTH
09.13.11 PM
2. REOR ALL
10.24.11 MS

Designed by
790 Vets
Detailed Construction on the
Vetran Wall, 1 ft. at 100 ft
heights.
Drawing will be changed
as Vets & Mowbray

THIS DRAWING IS THE PROPERTY OF
790 VETS. IT IS TO BE USED ONLY FOR
THE PROJECT AND SITE SPECIFICALLY
IDENTIFIED. ANY REUSE OR
REPRODUCTION OF THIS DRAWING
WITHOUT THE WRITTEN CONSENT OF
790 VETS IS STRICTLY PROHIBITED.


ELEVATION VIEW
SCALE: 1/8" = 1'



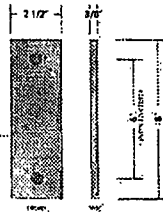
▷ TWO (2) SETS OF EACH / LED ILLUMINATED PLEX FACE CHANNEL LETTERS and LOGO /
w/ REMOTE TRANSFORMERS / LOGO TO HAVE SCOTCHPRINT DIGITALLY PRINTED FACES /
MOUNTED TO EXISTING 4" SQUARE TUBE STEEL STRINGERS WITH 2 1/2" GALVANIZED STEEL FRAME /

- LETTER FACES = WHITE PLEX
- LOGO SMALL SECTION = WHITE PLEX with SCOTCHPRINT DIGITALLY PRINTED GRAPHICS (GRADIENT PMS 1525C)
- LOGO LARGE SECTION = WHITE PLEX with SCOTCHPRINT DIGITALLY PRINTED GRAPHICS (PMS 7409C)
- LETTER 6" RETURNS, LETTER BACKS, 1 1/2" F-CHANNEL RETAINERS = MAP TO MATCH PMS 404C
- LOGO 6" and 9" RETURNS, LOGO BACKS, 1 1/2" F-CHANNEL RETAINERS = MAP TO MATCH PMS 1525C
- ILLUMINATION = WHITE LED
- 2 1/2" GALVANIZED STEEL TUBE FRAME, MOUNTING PLATES = MAP TO MATCH EXISTING 4" STEEL STRINGERS

1 1/2" F-CHANNEL RETAINERS
2 1/2" GALVANIZED STEEL TUBE FRAME
MOUNTING PLATES
4" SQUARE TUBE STEEL STRINGERS



SIDE DETAIL
SCALE: 3/8" = 1'



MOUNTING PLATE DETAIL
SCALE: 3" = 1'

PLEASE PRINTING ON 11" x 17" PAPER
Based on the Client's Building Drawing Table 10 (11-10-2011)
as a reference only.

DESIGNED BY: 790 VETS
Based on the Client's Building Drawing Table 10 (11-10-2011)
as a reference only.

LETTERING BY: 790 VETS
with CLIENT'S PHOTOGRAPHY (2011)

LOGO MOUNT AS SHOWN (2011)

