



Office of the City Clerk



Or2012-614

Office of the City Clerk

City Council Document Tracking Sheet

Meeting Date:	10/3/2012
Sponsor(s):	Reilly, Brendan (42)
Type:	Order
Title:	Issuance of permits for sign(s)/signboard(s) at 530 N Wabash Ave - Application No. 100459784
Committee(s) Assignment:	Committee on Zoning, Landmarks and Building Standards

(signs)

ORDERED, That the Commissioner of Buildings is hereby directed to issue a sign permit to: (Contractor's name and address)

OLYMPIC SIGNS, INC

1130 N GARFIELD

LOMBARD, IL 60148

for the erection of a sign/signboard over 24 feet in height and/or over 100 square feet (in area of one face) at : (Busines NAME & ADDRESS)

PF CHANG'S

530 N. WABASH AVE.


CHICAGO, IL 60611

Dimensions: length 19' 4" height 5' 5"

height above grade/roof to top of sign 14' 5"

TOTAL SQUARE FOOT AREA 105

Such sign(s) shall comply with all applicable provisions of TITLE 17 of the Chicago Zoning Ordinance and all other applicable provisions of the Municipal Code of the City of Chicago governing the construction and maintenance of outdoor signs, signboards and structures.


Alderman, 42nd Ward



CITY OF CHICAGO

DEPARTMENT OF BUILDINGS

Sign Permit Application

APPROVAL NUMBER 20223	APPLICATION NUMBER 100459684	ANNUAL FEE	WORK CODE	DRAWINGS ATTACHED <input type="checkbox"/> YES <input type="checkbox"/> NO
DATE OF APPLICATION 09/25/2012			TYPE OF SIGN AWNING	
ADDRESS OF SIGN 530 N WABASH AVE. 60611-			LENGTH	HEIGHT
BUILDING			FT 19	FT 5
ORIGINAL PERMIT NUMBER			IN 4	IN 5
TYPE OF PERMIT NEW CONSTRUCTION (SIGN)			AREA	LBS
PAYER OF ANNUAL INSPECTION MCAFFEE, MIKE 7676 E PINNACLE PEAK ROAD SCOTTSDALE, AZ 85255 (480)888-3000			SQ FT 105	WEIGHT 250
SIGN MANUFACTURER CHANDLER SIGNS			SIGN HEIGHT ABOVE GRADE/ROOF FT 9	
ADDRESS WHERE SIGN CAN BE SEEN PRIOR TO ERECTION			SHAPE OF SIGN REGULAR	
TICKET NUMBER 0			SIGN WILL READ PF CHANG'S	
REINSPECTION CONTROL NUMBER			NO. OF LAMPS	
TYPE OF SUPPORT FOR SIGN AWNINGS			TOTAL WATTAGE	
SIGN BOARD SUPPORT MEMBERS OTHER			TYPE OF LAMP	
ANNUAL FEE			NO. OF BALLAST/TRANSFORMERS	
CONSTRUCTION FEE 200.00			INPUT OF TRANSFORMERS	
1017 B FEE			CONTRACTOR WILL INSTALL	
TOTAL FEE 200.00			<input checked="" type="checkbox"/> FEEDERS	
AMOUNT PAID 200.00			<input checked="" type="checkbox"/> CUSTOMER LEADS	
BALANCE DUE			TYPE OF SWITCH	
Check # for Zoning			LOCATION OF SWITCH	
Check # for DCAP			SIGN LOCATION RECOVER 1 OF 3 EXISTING AWNING FRAMES W/ NEW FABRIC & BUSINESS NAME ON VALENCE (COPY SIZE 9" X 54" = 12 SQ FT) ON SOUTH ELEVATION.	

The undersigned certify that the statements in this application are true and correct and that all work done under the proposed permit will conform to the requirements of the Chicago Municipal Code

ELECT CONTR	REG NO	BOND NO	REG NO N91822
ADDRESS		SIGN ERECTOR OLYMPIC SIGNS INC.	SIGNER
SUPERVISOR SIGNATURE		ADDRESS 1130 N. GARFIELD LOMBARD IL. 60148	SIGNATURE

The permit issued on this application will authorize only signs here applied for. If other signs are to be erected they must be covered by additional permits

City of Chicago
Rahm Emanuel, Mayor



Department of Buildings
Michael Merchant, Commissioner

TYPE OF BUSINESS <u>COM DINING</u> Other _____ Name _____ LIC # _____ Renewal Date: _____	SIGN BOND REQUIRED? <input type="checkbox"/> YES COUNCIL ORDER REQUIRED <input type="checkbox"/> YES IS SPECIAL PERMISSION REQUIRED FROM CHIEF ELECTRICAL <input type="checkbox"/> YES IF YES, ATTACH LETTER OF REQUEST
Projects Over: <input checked="" type="checkbox"/> Private Property <input checked="" type="checkbox"/> Public Way Grant Permit # <u>1073399</u> <input checked="" type="checkbox"/> Planned Development/Manufacturing PMD/PD#: <u>PD124</u> Zoning District: <u>OTHER</u> Other. <u>PD124</u>	TIME STAMP
TYPE OF SIGN. <input type="checkbox"/> ADVERTISING <input type="checkbox"/> ILLUMINATE <input type="checkbox"/> MOVEABLE <input checked="" type="checkbox"/> BUSINESS <input type="checkbox"/> FLASHING	
TOTAL STREET FRONTAGE OF LOT (IN FEET) <u>110</u> TOTAL AREA OF NEW SIGN (SQ.FT.) <u>105</u> TOTAL AREA OF ALL SIGNS ON LOT (SQ FT.) <u>84</u> HEIGHT OF SIGN ABOVE GRADE (TO TOP) <u>14ft 5in</u>	
DISTANCE OF CURB LINE OUTER EDGE (ft) <u>10</u> DISTANCE OF STRUCTURE INNER EDGE (ft) <u>2</u>	SIGN CLERK _____ APPROVED FOR PERMIT _____
DISTANCE FROM (ft): A PUBLIC PARK (OVER 10 ACRES) <u>1,000</u> B. EXPRESSWAY (IF LESS THAN 1,000 FT.) <u>1,000</u> C RESIDENCE DISTRICT (ADVERTISING SIGNS ONLY) <u>1,000</u> IF REPLACEMENT SIGN OR CHANGE OF FACE, WHAT DOES THE EXISTING SIGN READ? Original Payee: _____	REMARKS
Landmark Hold: <input type="checkbox"/> Status: _____	
ZONING (OFFICE USE ONLY)	

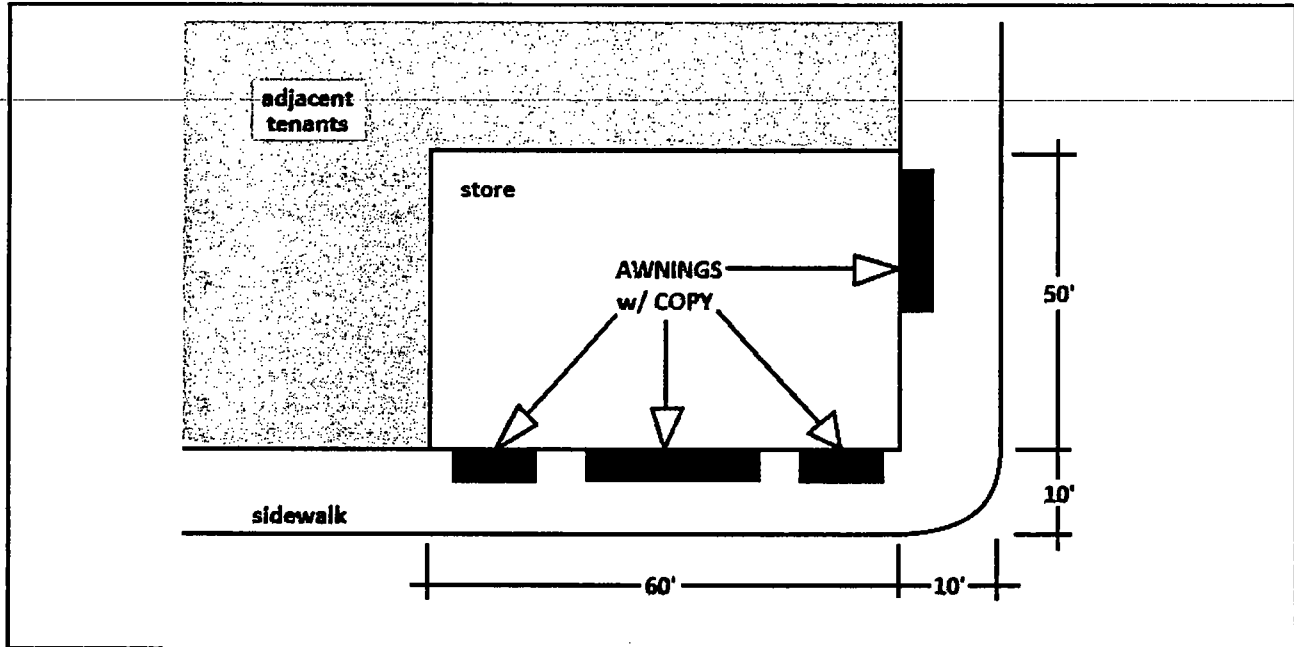
CITY OF CHICAGO
DEPARTMENT OF ZONING AND LAND USE PLANNING
SIGN SITE PLAN
(ALL INFORMATION MUST BE COMPLETED AND LEGIBLE)

Site Address: 530 N. WABASH AVE.

1 of 4 applications

Sign Company: OLYMPIC SIGNS INC. Rep Name: BILL PYTER JR.

Phone (630) 424 - 6100 EXT 231 (Below: Building, streets and location of sign on lot or structure)
 North



SIGN USE:

SIGN:

Bus. ID (On-premise)

Business Lice. # _____

Advertising (Off-premise)

PERMIT TYPE:

New Construction

Change of Face

Previous Permit #

TYPE OF

Flat Wall

Freestanding

Awning

Marquee

High Rise Building

Projecting Private

Projecting Public Way

Public Way Use -Permit #

1073399

SIGN CHARACTERISTICS:

Non- Illuminated

Illuminated

Changing Image

Video Display

Flashing

DISTANCE FROM:

Curb Line: 8'

Expressway, Toll Roads
or Major Route

(n/a if over 1000 ft) n/a

Park (over 10 acres) 1000'

Residential Zone 1000'

Existing Off-premise on
same side of street: n/a

TOTAL SQUARE FOOTAGE:

Square footage of this proposed sign 12

Gross area of all proposed signs 48


Area of all existing signs

(not including proposed) on Zoning Lot 84 (proposed awnings replace existing)


Signature: *Bill Pyter Jr.*

Date: 8/21/12


PEI CHANG'S CHINA BISTRO	
Client	PF CHANG'S
Designer #	C12102785
Sheet	2 of 6
Address	N WABASH & GRAND CHICAGO, IL
Account Rep.	J MUELLER
Designer	H GIFFORD
Date	01/10/12
Approval / Date	
Notes	
Sketch	
Lighting	
AV	
Engineering	
Landmark	
Revision / DATE	
R1	RELOCATE EXISTING SIGN
R2	RELOCATE EXISTING BLADE SIGN
R3	RELOCATE EXISTING BLADE SIGN
R4	RELOCATE EXISTING BLADE SIGN
R5	RELOCATE EXISTING BLADE SIGN
R6	RELOCATE EXISTING BLADE SIGN
R7	RELOCATE EXISTING BLADE SIGN
R8	RELOCATE EXISTING BLADE SIGN
R9	RELOCATE EXISTING BLADE SIGN
R10	RELOCATE EXISTING BLADE SIGN
R11	RELOCATE EXISTING BLADE SIGN
R12	RELOCATE EXISTING BLADE SIGN
R13	RELOCATE EXISTING BLADE SIGN
R14	RELOCATE EXISTING BLADE SIGN
R15	RELOCATE EXISTING BLADE SIGN
R16	RELOCATE EXISTING BLADE SIGN
R17	RELOCATE EXISTING BLADE SIGN
R18	RELOCATE EXISTING BLADE SIGN
R19	RELOCATE EXISTING BLADE SIGN
R20	RELOCATE EXISTING BLADE SIGN
R21	RELOCATE EXISTING BLADE SIGN
R22	RELOCATE EXISTING BLADE SIGN
R23	RELOCATE EXISTING BLADE SIGN
R24	RELOCATE EXISTING BLADE SIGN
R25	RELOCATE EXISTING BLADE SIGN
R26	RELOCATE EXISTING BLADE SIGN
R27	RELOCATE EXISTING BLADE SIGN
R28	RELOCATE EXISTING BLADE SIGN
R29	RELOCATE EXISTING BLADE SIGN
R30	RELOCATE EXISTING BLADE SIGN
R31	RELOCATE EXISTING BLADE SIGN
R32	RELOCATE EXISTING BLADE SIGN
R33	RELOCATE EXISTING BLADE SIGN
R34	RELOCATE EXISTING BLADE SIGN
R35	RELOCATE EXISTING BLADE SIGN
R36	RELOCATE EXISTING BLADE SIGN
R37	RELOCATE EXISTING BLADE SIGN
R38	RELOCATE EXISTING BLADE SIGN
R39	RELOCATE EXISTING BLADE SIGN
R40	RELOCATE EXISTING BLADE SIGN
R41	RELOCATE EXISTING BLADE SIGN
R42	RELOCATE EXISTING BLADE SIGN
R43	RELOCATE EXISTING BLADE SIGN
R44	RELOCATE EXISTING BLADE SIGN
R45	RELOCATE EXISTING BLADE SIGN
R46	RELOCATE EXISTING BLADE SIGN
R47	RELOCATE EXISTING BLADE SIGN
R48	RELOCATE EXISTING BLADE SIGN
R49	RELOCATE EXISTING BLADE SIGN
R50	RELOCATE EXISTING BLADE SIGN
R51	RELOCATE EXISTING BLADE SIGN
R52	RELOCATE EXISTING BLADE SIGN
R53	RELOCATE EXISTING BLADE SIGN
R54	RELOCATE EXISTING BLADE SIGN
R55	RELOCATE EXISTING BLADE SIGN
R56	RELOCATE EXISTING BLADE SIGN
R57	RELOCATE EXISTING BLADE SIGN
R58	RELOCATE EXISTING BLADE SIGN
R59	RELOCATE EXISTING BLADE SIGN
R60	RELOCATE EXISTING BLADE SIGN
R61	RELOCATE EXISTING BLADE SIGN
R62	RELOCATE EXISTING BLADE SIGN
R63	RELOCATE EXISTING BLADE SIGN
R64	RELOCATE EXISTING BLADE SIGN
R65	RELOCATE EXISTING BLADE SIGN
R66	RELOCATE EXISTING BLADE SIGN
R67	RELOCATE EXISTING BLADE SIGN
R68	RELOCATE EXISTING BLADE SIGN
R69	RELOCATE EXISTING BLADE SIGN
R70	RELOCATE EXISTING BLADE SIGN
R71	RELOCATE EXISTING BLADE SIGN
R72	RELOCATE EXISTING BLADE SIGN
R73	RELOCATE EXISTING BLADE SIGN
R74	RELOCATE EXISTING BLADE SIGN
R75	RELOCATE EXISTING BLADE SIGN
R76	RELOCATE EXISTING BLADE SIGN
R77	RELOCATE EXISTING BLADE SIGN
R78	RELOCATE EXISTING BLADE SIGN
R79	RELOCATE EXISTING BLADE SIGN
R80	RELOCATE EXISTING BLADE SIGN
R81	RELOCATE EXISTING BLADE SIGN
R82	RELOCATE EXISTING BLADE SIGN
R83	RELOCATE EXISTING BLADE SIGN
R84	RELOCATE EXISTING BLADE SIGN
R85	RELOCATE EXISTING BLADE SIGN
R86	RELOCATE EXISTING BLADE SIGN
R87	RELOCATE EXISTING BLADE SIGN
R88	RELOCATE EXISTING BLADE SIGN
R89	RELOCATE EXISTING BLADE SIGN
R90	RELOCATE EXISTING BLADE SIGN
R91	RELOCATE EXISTING BLADE SIGN
R92	RELOCATE EXISTING BLADE SIGN
R93	RELOCATE EXISTING BLADE SIGN
R94	RELOCATE EXISTING BLADE SIGN
R95	RELOCATE EXISTING BLADE SIGN
R96	RELOCATE EXISTING BLADE SIGN
R97	RELOCATE EXISTING BLADE SIGN
R98	RELOCATE EXISTING BLADE SIGN
R99	RELOCATE EXISTING BLADE SIGN
R100	RELOCATE EXISTING BLADE SIGN




PROPOSED



PROPOSED



EXISTING CONDITIONS AT SOUTH ELEVATION (FACES GRAND AVE)



EXISTING CONDITIONS AT EAST ELEVATION (FACES WABASH AVE)

Chandler Signs

www.chandler-signs.com
 2291 Walnut Street, Dallas, TX 75248
 214.683.2500 Fax 214.683.2504

12188 Walnut Street, Dallas, TX 75248
 214.343.3504 Fax 214.343.3724

1221 First Street, Dallas, TX 75201
 214.343.3504 Fax 214.343.3724

180 E. West, Dallas, TX 75202
 214.343.3504 Fax 214.343.3724


P.O. Box 1312, Lubbock, TX 79403
 806.746.3500 Fax 806.746.3504

The services are provided by Chandler Signs, Inc. and are not to be construed as a contract. The final electrical connection shall be made by the customer.

FINAL ELECTRICAL CONNECTION BY CUSTOMER

19'4"


5'5"



C1

C2

C3



C4

○ AWNING RECOVER
SCALE 1/4" = 1'-0"

GENERAL SPECIFICATIONS
RECOVER EXISTING CANVAS AWNINGS W/ BLACK
GRAPHICS TO BE HEAT TRANSFERRED WHITE VINYL.

PEI CHANG'S CHINA BISTRO

Client: PEI CHANG'S
 Design #: C121027RS
 Sheet: 6 of 6

Address:
 N WABASH & GRAND
 CHICAGO, IL

Account: J. MUELLER
 Rep.
 Designer: H. GIFFORD
 Date: 01/10/12

Revision / Date
REVISION 01/10/12 ADD BLACK SIGN, RECOVER AWNING AND AWNING RECOVER
REVISION 01/10/12 ADD AWNING
REVISION 04/02/12 C1-C3 TO BLACK
REVISION 04/02/12 REVISE SIGN A
REVISION 04/11/12 REVISE SIGN A
REVISION 01/10/12 INCREASE CAPTIVE (C-H-S)

Chandler Signs

www.chandlerajohn.com

1001 Mount Hope Parkway, Ft. Worth, TX 76104
 817.482.2888 Fax 817.482.2844

11000 National Ave. Houston, TX 77041
 281.944.2888 Fax 281.944.2724

13557 Park Center Dr. Dallas, TX 75244
 972.487.7343 Fax 972.487.7323

700 E. Irving, Irving, TX 75039
 972.487.2887 Fax 972.487.2808

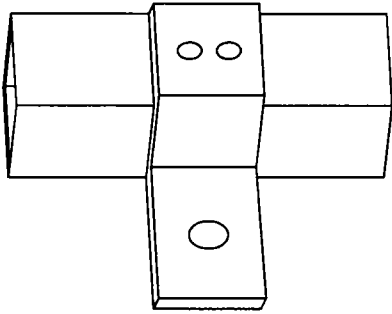
P.O. Box 451331 Louisville, KY 40253
 502.482.2888 Fax 502.234.2443

The Chandler Signs Group is a member of the Chandler Signs Group, Inc. All trademarks are the property of their respective owners. © Chandler Signs 12

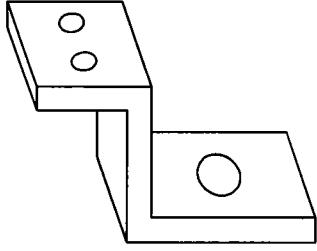
FINAL ELECTRICAL CONNECTION BY CUSTOMER

NE

1. ALL WORK SHALL BE IN ACCORDANCE WITH THE NATIONAL ELECTRICAL CODE (NEC) AND ALL LOCAL CODES. THE CONTRACTOR SHALL BE RESPONSIBLE FOR OBTAINING ALL NECESSARY PERMITS AND INSURANCE. THE CONTRACTOR SHALL BE RESPONSIBLE FOR THE PROTECTION OF ALL EXISTING UTILITIES AND STRUCTURES. THE CONTRACTOR SHALL BE RESPONSIBLE FOR THE PROTECTION OF ALL EXISTING SIGNAGE AND MARKINGS. THE CONTRACTOR SHALL BE RESPONSIBLE FOR THE PROTECTION OF ALL EXISTING LANDSCAPE AND PLANTING. THE CONTRACTOR SHALL BE RESPONSIBLE FOR THE PROTECTION OF ALL EXISTING PAVEMENT AND SURFACING. THE CONTRACTOR SHALL BE RESPONSIBLE FOR THE PROTECTION OF ALL EXISTING UTILITIES AND STRUCTURES. THE CONTRACTOR SHALL BE RESPONSIBLE FOR THE PROTECTION OF ALL EXISTING SIGNAGE AND MARKINGS. THE CONTRACTOR SHALL BE RESPONSIBLE FOR THE PROTECTION OF ALL EXISTING LANDSCAPE AND PLANTING. THE CONTRACTOR SHALL BE RESPONSIBLE FOR THE PROTECTION OF ALL EXISTING PAVEMENT AND SURFACING.



Z-CLIP LOCATED EVERY
INTERIOR TRUSS, 12" UP OR
LESS - 48" MAXIMUM SPACING



3/16" THICK GALVANIZED
STEEL Z-CLIP

