



City of Chicago



Or2015-395

Office of the City Clerk

Document Tracking Sheet

Meeting Date:	7/29/2015
Sponsor(s):	Curtis (18)
Type:	Order
Title:	Issuance of permits for sign(s)/signboard(s) at 7353 S Cicero Ave - 76 sq. ft. - Sign 1
Committee(s) Assignment:	Committee on Zoning, Landmarks and Building Standards

(signs)

ORDERED, That the Commissioner of Buildings is hereby directed to
issue a sign permit to: (Contractor's name and address)

QT Sign Inc

1391 Wright Blvd

Schaumburg IL 60193.

for the erection of a sign / signboard over 24 feet in height and / or over 100
square feet (in area of one face) at: (Business NAME & ADDRESS)

Quality Inn

7353 S. Cicero Ave


CHICAGO, IL 60629

Dimensions: Length 15' Height 5'-1"

Height above grade / roof to top of sign 39'-1"

TOTAL SQUARE FOOT AREA 7650 ft.

Such sign(s) shall comply with all applicable provisions of TITLE 17 of the
Chicago Zoning Ordinance and all other applicable provisions of the Municipal
Code of the City of Chicago governing the construction and maintenance of
outdoor signs, signboards and structures.


Alderman, 12 Ward



■ 1391 Wright Blvd ~ Schaumburg, IL 60193
Phone (847) 524-7950 ~ Fax (847) 524-7953
Phone (800) 524-7950

June 8, 2015

Ward 18TH – Alderman Derrick Curtis

Attn: Chaquita Stark

Chief of Staff

8359 S. Pulaski

Chicago, IL 60652

(773) 284.5057

Re: Quality Inn – 7353 S. Cicero Ave, Chicago, IL


Ms Stark,

Attached are the elevation drawings and electrical information for the proposed signs for the Quality Inn at 7353 S. Cicero Ave. The city is requiring a council order for the proposed signs that are over 24' above grade. Can you please have Alderman Curtis present these to the city council to pass an order for these three (3) signs?

Sincerely,


A handwritten signature in black ink that reads 'Danielle M. Wagner'. The signature is written in a cursive, flowing style.

Danielle M. Wagner



EXISTING

PROPOSED



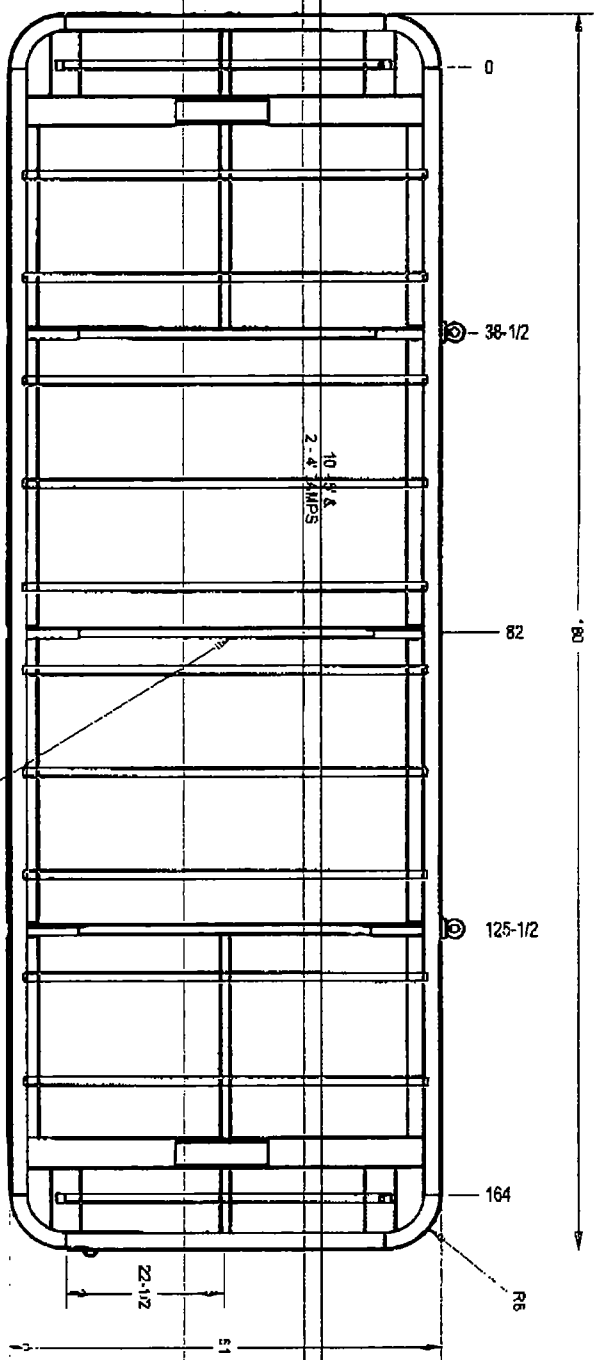
GRAPHIC DETAIL
SCALE: 1/4" = 1'-0"

NOTE: Elevation drawings are for customer approval only; drawings are not to be used as any installation guide, all dimensions must be verified before installation.


Customer:	QUALITY INN		Date:	2/24/15	Prepared By:	CM/MR	<small>Note: Drawings are subject to change without notice. All dimensions are in feet and inches. All dimensions are to the center of the sign unless otherwise noted. All dimensions are to the center of the sign unless otherwise noted.</small>
Location:	CHICAGO, IL		File Name:	134435 - R1 - CHICAGO, IL - SIGN PACKAGE			
Eng:							

PERSOANA
SIGN MAKERS IMAGE BUILDERS
DISTRIBUTED BY SIGN UP COMPANY
701 21st Street Southwest
PO Box 230
Wichita, KS 67201-0230
1 (800) 843-3986 • www.persoanagn.com

HEIGHT - 61" X WIDTH - 180"
 DEPTH - 14"
 STEEL - REVERSE ANGLE
 24 GA BLACK FLOURPAIN SKIN
 24 GA. STEEL BACK
 BLEED FACE
 H.O. FLUORESCENT WIRED VERTICAL
 PAINT - LACRYL MARK I
 PRIMARY COLOR -
 INSIDE - PRIMER WHITE
 REMOVABLE SKINS FOR SERVICE
 E.O. LOCATION - CENTER BACK
 C.O. SWITCH - R.H. SIDE (NEAR BOTTOM)
 LISTING U.L.
 MOUNTING - FLUSH WALL



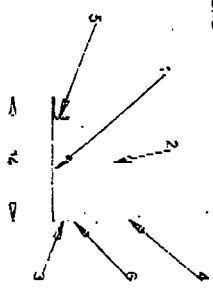
JOB# - _____ -FRAME
 JOB# - _____ -FACE



39' OF TAPE
 68 WEDGE CLAMPS

DRILL 3/8" MOUNTING HOLES THROUGH
 CORNERS & BACK BRACES

E.O. W/ 24" PISTAL & GROUND



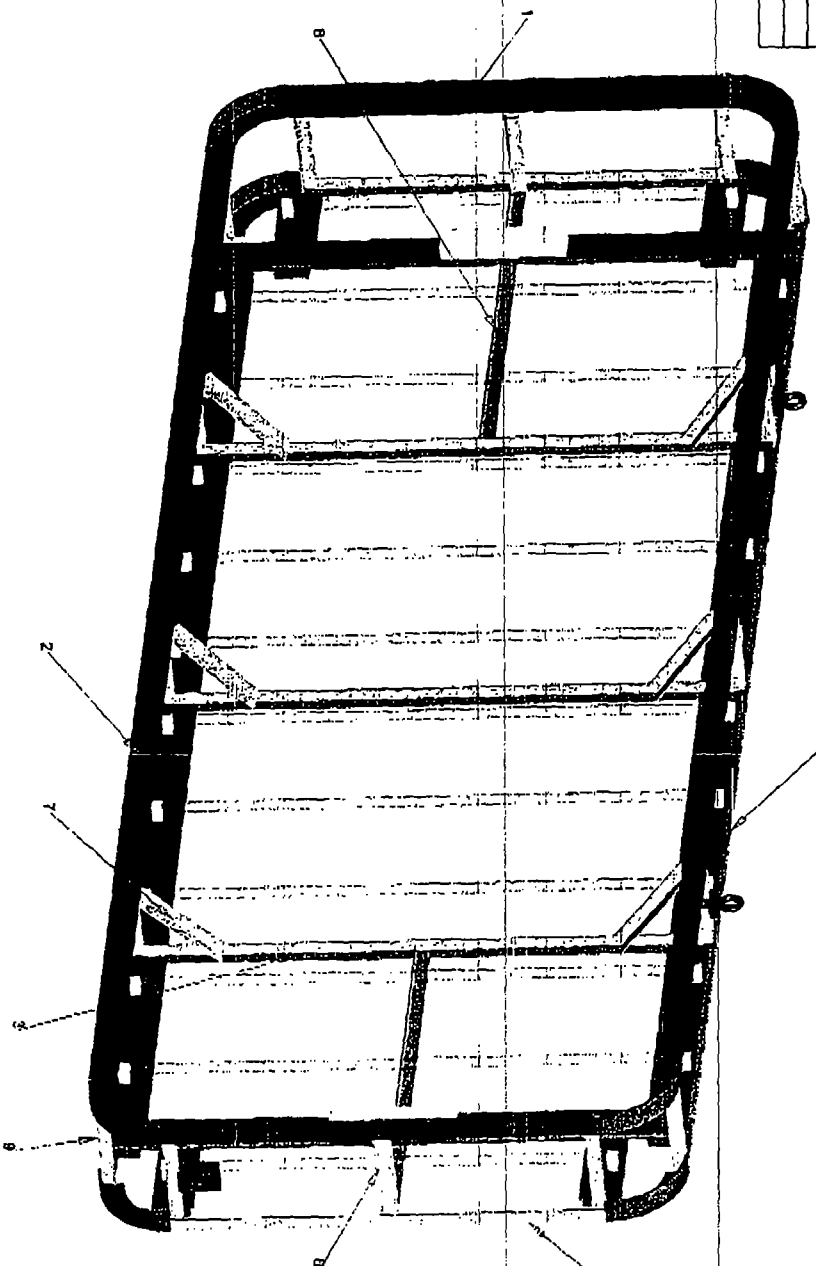
IDX #	PART NAME
1	1 1/2 X 3/16 (CROSS)
2	1 1/2 X 3/16 (KNEE)
3	1 1/2 X 3/16 (PERIM)
4	1 1/2 X 3/16 (VERT)
5	2 1/2 X 3/16 (PERIM)
B	24 GA BACK

MODELER	ITEM #	DATE	SHEET #
PB	COML-SX155SF031813MS	2/27/14	1 OF 3

INDEX	QTY	PART #	MATERIAL	PART DESC	LENGTH
1	2	2151033	AI	2 1/2 X 3/16 (PERIM)	45
2	2	2151033	AI	2 1/2 X 3/16 (PERIM)	184
3	3	2150033	AI	1 1/2 X 3/16 (VERT)	58
4	2	2150033	AI	1 1/2 X 3/16 (PERIM)	45
5	2	2150033	AI	1 1/2 X 3/16 (PERIM)	164
6	2	2150033	AI	1 1/2 X 3/16 (KNEE)	12 1/16
7	6	2150033	AI	1 1/2 X 3/16 (KNEE)	12 1/16
8	2	2150033	AI	1 1/2 X 3/16 (CROSS)	44 1/4
9	18	2150033	AI	1 1/2 X 3/16 (CROSS)	11 1/4
10	8	SA10171	RC KIT	B' RADIUS CORNER KIT	
	4	SA10039	RW/C		15
	4	SA10039	RW/C		23 11/16
	4	SA10039	RW/C		28 3/4
	4	SA10039	RW/C		41 1/2

CUT UP / WELDING

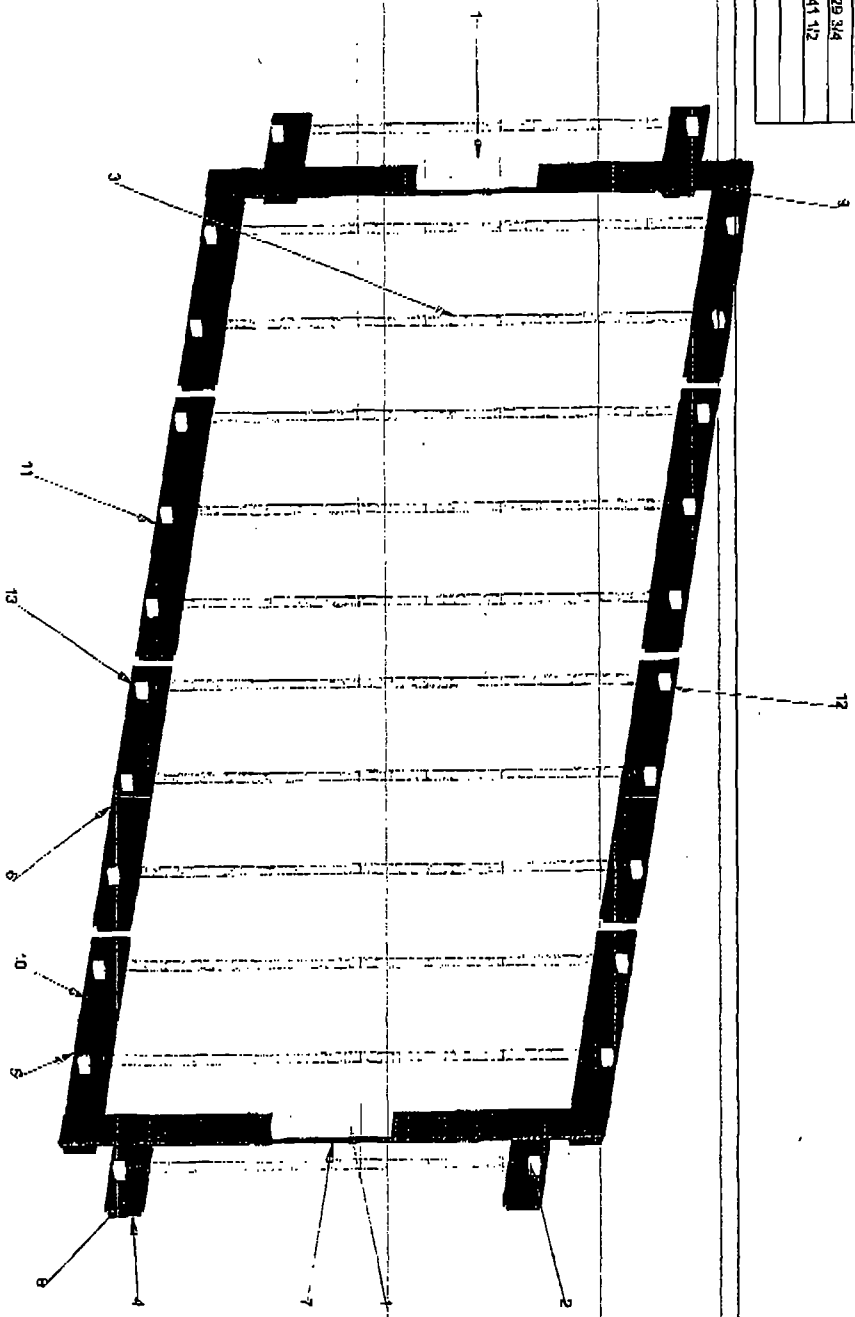
JOB# - _____ -FRAME
 JOB# - _____ -FACE



MODELER	CONFIG #	DATE	SHEET #
PB	00MKA15SFF01GSGM-5	2/27/14	2 OF 3

INDEX	QTY	PART #	MATERIAL	PART DESC	LENGTH
1	2	E851022	BALLAST	E85B 1048 BALLAST	
2	2	1351009	LAMP	48" COOL WHITE	
3	10	1351007	LAMP	50" COOL WHITE	
4	4	SA10038	RIV	N2B2	15 1/2
5	4	SA10038	RIV	N2B2	35 1/4
6	4	SA10038	RIV	N2B2	43 1/2
7	2	SA10038	RIV	N2B2	52 1/2
8	4	SA10038	RIV	N2B2	60
9	4	SA10038	RIV	N2B2	23 11/16
10	4	SA10038	RIV	N2B2	29 3/4
11	4	SA10038	RIV	N2B2	41 1/2
12	12	Z05F034	SOCKET	SOCKET TOMBS ONE HO SP-RINGENI	
13	12	Z05F035	SOCKET	SOCKET TOMBS ONE HO SOLDERED	

4.81 AMPS/120V



WIRING

JOB# _____
JOB# _____
FRAME
FACE

MCJELER	CONFIG #	DATE	SHEET #
PB	COMA15X155FFDIGSGNS	22/7/14	3 OF 3