



City of Chicago



Or2014-348

Office of the City Clerk

Document Tracking Sheet

Meeting Date:	7/30/2014
Sponsor(s):	Suarez (31)
Type:	Order
Title:	Issuance of permits for sign(s)/signboard(s) at 4345 W Belmont Ave - North Facade
Committee(s) Assignment:	Committee on Zoning, Landmarks and Building Standards

City Council
Meeting Date: 7/30/14
Committee on Buildings

(signs)

ORDERED, That the Commissioner of Buildings is hereby directed to
issue a sign permit to: (Contractor's name and address)
Corporate ID Solutions 5563 N. Elston Ave
Chicago, IL 60630

for the erection of a sign / signboard over 24 feet in height and / or over 100

square feet (in area of one face) at: (Business NAME & ADDRESS)

Canopy Sign 4'-8" x 49' - North Facade
LITGO 4345 W. Belmont Ave
Chicago, IL 60641

Dimensions: Length 49' Height 4'-8"

Height above grade / roof to top of sign 12'

TOTAL SQUARE FOOT AREA 229 ft²

Such sign(s) shall comply with all applicable provisions of TITLE 17 of the
Chicago Zoning Ordinance and all other applicable provisions of the Municipal
Code of the City of Chicago governing the construction and maintenance of
outdoor signs, signboards and structures.

Ray J. Jarama
Alderman, 31 Ward

2000



CITY OF CHICAGO

DEPARTMENT OF BUILDINGS

Sign Permit Application

APPROVAL NUMBER	APPLICATION NUMBER 100514479	ANNUAL FEE	WORK CODE	DRAWINGS ATTACHED <input type="checkbox"/> YES <input type="checkbox"/> NO			
DATE OF APPLICATION 10/23/2013		TYPE OF SIGN FLAT OR BOX					
ADDRESS OF SIGN 4345 W BELMONT AVE, 60641-		LENGTH	FT 49	IN. 0	HEIGHT	FT. 4	IN. 8
BUILDING	ORIGINAL PERMIT NUMBER	AREA	SQ FT. 229	WEIGHT		LBS 200	
TYPE OF PERMIT NEW CONSTRUCTION (SIGN)		SIGN HEIGHT ABOVE GRADE/ROOF					FT. 12
PAYER OF ANNUAL INSPECTION MANAGER, STORE 4357 W BELMONT AVE CHICAGO, IL 60641 (773)777-7288		SHAPE OF SIGN IRREGULAR					
SIGN MANUFACTURER FEDERAL HEATH		SIGN WILL READ CITGO					
ADDRESS WHERE SIGN CAN BE SEEN PRIOR TO ERECTION		NO. OF LAMPS 6		TOTAL WATTAGE 720			
TICKET NUMBER 0		REINSPECTION CONTROL NUMBER		TYPE OF LAMP OTHER			
TYPE OF SUPPORT FOR SIGN CANOPY		NO. OF BALLAST/TRANSFORMERS 2		INPUT OF TRANSFORMERS			
SIGN BOARD SUPPORT MEMBERS OTHER		CONTRACTOR WILL INSTALL		<input checked="" type="checkbox"/> N FEEDERS <input checked="" type="checkbox"/> Y CUSTOMER LEADS			
ANNUAL FEE CONSTRUCTION FEE 1017 B FEE TOTAL FEE AMOUNT PAID BALANCE DUE		Check # for Zoning		TYPE OF SWITCH KNIFE			
		Check # for DCAP		LOCATION OF SWITCH LISTED FLUSH TOGGLE			
		SIGN LOCATION CITGO - CANOPY					

The undersigned certify that the statements in this application are true and correct and that all work done under the nonresid permit will conform to the requirements of the Chicago Municipal Code

REG NO. E93308	BOND NO.	REG. NO. N93077
ELECT CONTR LITE ZONE ELECTRIC	SIGN ERECTOR CORP.ID SOLUTIONS INC	SIGNER
ADDRESS 7943 N. KENNETH SKOKIE, IL 60076-	ADDRESS 5563 N ELSTON AVE CHICAGO X IL, 60630	
SUPERVISOR SIGNATURE 	SIGNATURE 	

The permit issued on this application will authorize only signs here applied for. If other signs are to be erected they must be covered by additional permits

City of Chicago
Rahm Emanuel, MayorDepartment of Buildings
Michael Merchant, Commissioner

TYPE OF BUSINESS <u>COM GAS STATION</u> Other: <u>CITGO</u> Name: <u>CITGO</u> LIC #: _____ Renewal Date: _____		SIGN BOND REQUIRED? <input type="checkbox"/> YES COUNCIL ORDER REQUIRED <input checked="" type="checkbox"/> YES IS SPECIAL PERMISSION REQUIRED FROM CHIEF ELECTRICAL <input checked="" type="checkbox"/> YES IF YES, ATTACH LETTER OF REQUEST			
Projects Over: <input checked="" type="checkbox"/> Private Property <input checked="" type="checkbox"/> Public Way Grant Permit #: _____ <input type="checkbox"/> Planned Development/Manufacturing PMD/PD#: _____ Zoning District: <u>C1</u> Other: <u>C1-1</u>		TIME STAMP			
TYPE OF SIGN: <input type="checkbox"/> ADVERTISING <input checked="" type="checkbox"/> ILLUMINATE <input type="checkbox"/> MOVEABLE <input checked="" type="checkbox"/> BUSINESS <input type="checkbox"/> FLASHING					
TOTAL STREET FRONTAGE OF LOT (IN FEET) <u>275</u>					
TOTAL AREA OF NEW SIGN (SQ.FT.) <u>229</u>					
TOTAL AREA OF ALL SIGNS ON LOT (SQ.FT.) <u>948</u>					
HEIGHT OF SIGN ABOVE GRADE (TO TOP) <u>16ft 8in</u>		<table border="1" style="width: 100%; border-collapse: collapse;"> <tr> <td style="width: 50%; height: 40px; vertical-align: bottom;">SIGN CLERK</td> <td style="width: 50%; height: 40px; vertical-align: bottom;">APPROVED FOR PERMIT</td> </tr> </table>		SIGN CLERK	APPROVED FOR PERMIT
SIGN CLERK	APPROVED FOR PERMIT				
DISTANCE OF CURB LINE OUTER EDGE (ft) <u>12</u>					
DISTANCE OF STRUCTURE INNER EDGE (ft) <u>13</u>					
DISTANCE FROM (ft): A. PUBLIC PARK (OVER 10 ACRES) <u>1,000</u> B. EXPRESSWAY (IF LESS THAN 1,000 FT.) <u>1,000</u> C. RESIDENCE DISTRICT (ADVERTISING SIGNS ONLY) <u>150</u>		REMARKS			
IF REPLACEMENT SIGN OR CHANGE OF FACE, WHAT DOES THE EXISTING SIGN READ? _____					
Original Payee: _____					
Landmark Hold: <input type="checkbox"/> Status: _____					
ZONING (OFFICE USE ONLY)					

SUPPLEMENTAL APPLICANT

This Supplemental Application must be completed and submitted along with the Sign Permit Application.
All fields must be completed. If a field is not applicable you must answer "n/a" in the field.



CITY OF CHICAGO
SIGN PERMIT APPLICATION
(THIS IS NOT A PERMIT)

Application Number: 100514479 Date of Application: 10/23/2014

Address of property where sign will be erected: 4345 W. Belmont Ave

Does property have multiple addresses? ☐ Yes ☒ No

If yes, please list all addresses: _____

Is this building vacant? ☐ Yes ☒ No

If yes, is it registered under the Vacant Building Ordinance? Registration # _____

Section 1 - Applicant

Applicant is the Owner (of the real property) ☐ Lessee (of the real property) ☒

Name of Owner of Real Property: _____

Address: _____

Phone #: _____ Mobile #: _____ Email: _____

Name of Lessee of Real Property: Cit90

Name: Tedd Hupp Address: 1293 Eldridge Parkway, Suite 44083A Houston TX 77077

Phone #: 832-486-1966 Mobile #: _____ Email: t.hupp@cit90.com

Section 2 - Contractors

Payer Company of Annual Inspection Fee:

Name of Contact of Payer Company: _____

Name of Payer Company: _____ Address: _____

Phone #: _____ Mobile #: _____ Email: _____

Electrical Contractor: Lite Zone Electric

Address: 7943 N. Kenneth Skokie, IL License #: E93308

Phone #: 847-702-5747 Mobile #: _____ Email: monah@litezoneelectric.com

Website: www.litezoneelectric.com

Sign Erector: Corporate ID Solutions

Bond #: _____ Registration #: N93077

Address: 5563 N. Elston Ave Chicago, IL 60630

Phone #: 773-763-9600 Mobile #: _____ Email: sean@corporateidsolutions.com

Website: www.corporateidsolutions.com

Picture or rendering must be attached depicting sign placement with before and after view.

Section 2 continues on next page

CITY OF CHICAGO SIGN PERMIT APPLICATION CONTINUED

Expediter: _____

Address: _____ License #: _____

Phone #: _____ Mobile #: _____ Email: _____

Website: _____

Section 3 - Sign and Structure Details

(Please check all that apply)

Sign Category:

On-Premise (Business ID): ☐ Dynamic ☒ Static

Business License # of Tenant Business: _____

Off-Premise (Advertising): ☐ Dynamic ☐ Static

Temporary: ☐ Special Event: ☐

Sign will read (Please provide a description, picture and shop drawing): CITGO

Type of sign (Mark all that apply):

☐ Awning ☒ Canopy ☐ Freestanding ☐ Marquee ☐ Projecting ☐ Dynamic Image Display

☐ Wall ☐ Painted ☐ Cabinet/Frame ☐ Vinyl ☐ Projected image ☐ Flashing

☐ High Rise Building ☐ Hotel/Hospitals ☒ Other buildings: Canopy wall

What is the dimension of the wall on which the sign will be installed? _____

Where is sign or sign structure mounted? ☐ Inside the building ☒ Outside the building

Is the sign or sign structure attached to a building or wall? ☒ Yes ☐ No If yes, which wall of building? N E S W

Is this a freestanding sign? ☐ Yes ☒ No Location of sign on lot: N E S W

Which direction does sign copy face? N E S W

Does any portion of the sign, sign structure or attachments cover, obscure or obstruct an existing window in a residential unit whether occupied or not? ☐ Yes ☒ No

Does any portion of the sign, sign structure, or attachments extend on or over the public way? ☐ Yes ☒ No

If yes, what is the public way use permit number? _____

Sign Panels: Back to back within 30 degrees of parallel ☐ Yes ☒ No

Number of Faces: 1

Sign Support Structure: ☐ Pole ☐ Roof ☐ Ground ☐ Building ☐ Windows ☒ Other: Canopy

Does any portion of the sign or sign structure extend 24 inches above the roof line as defined in 17-17-02149 of the Municipal Code of Chicago? ☐ Yes ☒ No

Picture or rendering must be attached depicting sign placement with before and after view.

Section 3 continues on next page

CITY OF CHICAGO SIGN PERMIT APPLICATION CONTINUED

Section 3 continued

Dimensions of Sign Structure (i.e. cabinet, frame, awning, canopy)

Length: 49 Feet 0 Inches Height: 4 Feet 8 Inches Depth: 1 Feet 0 Inches

Area: 229 Sq Ft. Weight: 200 lbs.

Shape of Sign: rectangle

Sign Height above Grade:

From Grade to Bottom of sign or sign structure, whichever is lowest: 12 Ft.

From Grade to Top of sign or sign structure, whichever is highest: 16'-8" Ft.

Is City Council Order required?* ☒ Yes ☐ No

*All signs in excess of 100 Square Feet in area OR in excess of 24 feet above grade require a City Council Order pursuant to Section 13-20-680 of the Municipal Code of Chicago

Dimension of Sign Elements pursuant to Section 17-12-0601 of the Chicago Zoning Ordinance:

Length: 49 Feet 0 Inches Height: 4 Feet 8 inches Area: 229 Sq Ft.

Electrical Contractor will install: Feeders: ☐ Yes ☒ No Customer Leads: ☒ Yes ☐ No

Number of Lamps: 6 Total Wattage: 720 Type of Lamp: other

Number of Ballast/Transformers: 2 Input of Transformers: _____

Type of Switch: knife Location of Switch: outside of sign

Static: ☒ Yes ☐ No

Illuminated: ☒ Yes ☐ No

If yes - External _____ Internal X

Dynamic Image Display: ☐ Yes ☒ No

(An affidavit of compliance is required for all dynamic image display signs pursuant to Section 13-20-675(d)(2) of the Municipal Code of Chicago.)

Max Nits _____ Max Foot Candles _____ Message Time (Screen Hold): _____ seconds

Self Dimming Capability: ☐ Yes ☐ No

What is the total of the sign face area devoted to dynamic image display? _____ Sq Ft.

Section 4 - Zoning Information

Zoning District or Planned Development #: C1-1

Is sign located in a special sign district? ☐ Yes ☒ No

If yes: ☐ Michigan Avenue Corridor ☐ Oak Street Corridor ☐ State Street/Wabash Avenue Corridor

Total Street frontage of Zoning Lot: 275 (Ft.)

Total Area of new sign: 229 (Sq Ft.) Gross Area of all proposed signs: 1076 (Sq Ft.)

Total Area of all existing signs on Zoning Lot: 948 (Sq Ft.)

Picture or rendering must be attached depicting sign placement with before and after view.

Section 4 continues on next page

CITY OF CHICAGO SIGN PERMIT APPLICATION CONTINUED

Section 4 continued

Distance from outer edge of sign or structure to curb line: 12 (Ft.)

Distance from inner edge of sign or sign structure to curb line: 13 (Ft.)

Distance from:

Public Park 10 acres or more: 1000 (Ft.)

Public Park 2 acres or more: 1000 (Ft.)

Expressway or Toll Road: N/A (Ft.)

Lake Shore Drive: N/A (Ft.)

Michigan Avenue (Oak St. to Roosevelt Rd.): N/A (Ft.)

Residential District: 150 (Ft.)

Residential building in a D district: N/A (Ft.)

Existing off-premise/advertising signs on same side of street? ☐ Yes ☒ No

In a B or C District: _____ (Ft.)

In a D or M District: _____ (Ft.)

Waterways: N/A (Ft.)

Section 5 - Sign Permit History

Does the proposed sign, change, alter or replace an existing sign? ☐ Yes ☐ No

If yes, were permits issued for the sign being replaced, changed or altered? ☐ Yes ☐ No

If yes, please list each permit number and date each permit was issued:

Permit Number: _____ Date issued: _____

Permit Number: _____ Date issued: _____

Permit Number: _____ Date issued: _____

Permit Number: _____ Date issued: _____

Does the proposed sign change a static sign to a dynamic image display sign? ☐ Yes ☐ No

Does the proposed sign change or alter the square footage or the height of the sign or sign structure? ☐ Yes ☐ No

Does the proposed sign change an on-premise sign to an off-premise/advertising sign? ☐ Yes ☐ No

Section 6 - Attestation and Signatures

We, the undersigned, under penalty of perjury, do hereby affirm and attest that the above information is true, complete, and correct and acknowledge that incorrect information is grounds to revoke or rescind a permit.

Owner of Real Property: _____ Date _____

Lessee of Real Property: _____ Date _____

Expediter: _____ Date _____

Supervising Electrician: Moel March Date 6/30/2014

Sign Erector: Sam R... Date 6-30-2014

Picture or rendering must be attached depicting sign placement with before and after view.

For Office Use

ZONING	PUBLIC WAY

Sign Review Fee:

Zoning Review Fee: \$_____ Total Fee: \$_____

Amount Paid: \$_____ Balance Due: \$_____

PERMIT IS VALID FOR A PERIOD OF FIVE YEARS AFTER ISSUANCE. IT IS SOLELY THE RESPONSIBILITY OF THE OWNER OR LESSEE TO FILE FOR RENEWAL

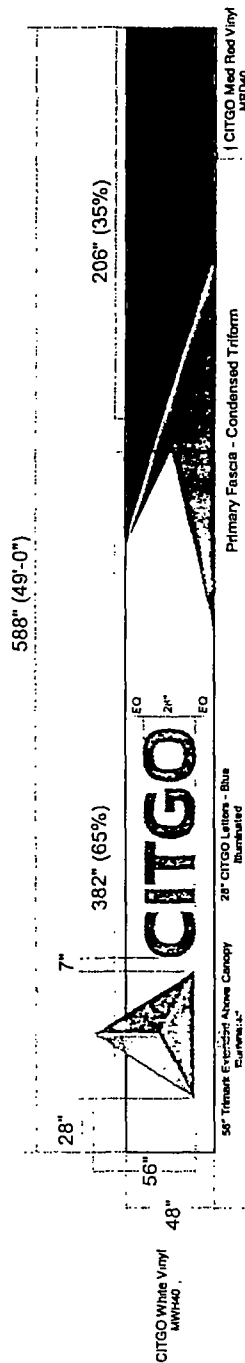
* Once zoning fee is paid, this application is valid for a period of up to six months from payment date.

Applies to sign permits applied for on or after April 2, 2014.

City of Chicago
Mayor Rahm Emanuel



Department of Buildings
Felicia Davis, Commissioner



Primary Fascia Elevation

**FABRICATED ALUMINUM INTERNALLY
FACE & HALO LIT CHANNEL LETTER**

Note: Recommended minimum height of canopy is 17 feet.

FEDERAL HEALTH

SIGH COMPANY
www.sighcofficial.com

1500 North Bolton Jacksonville, Tx 75766
(903) 589-2100 (800) 888-1327 Fax (903) 589-2101

Manufacturing Facilities
Oremide - Buena - Jacksonville - Columbus
Celia - Jacksonville
Oremide - Las Vegas - Lafayette - John Pelt
Buena - Jacksonville - Houston - San Antonio
Corpus Christi - Griffin - Miami
Winnbrook - Louisville - Indianapolis - Columbus
Oremide - Westville - Knoxville - Turin
Atlanta - Tampa - Daytona Beach - Winter Park

Building Quality Since 1961

11

[illegible]

Судья А.А.Савельев

2017-2018

Account Name: Bryon Tello

Project Manager

Drawn By: gda

UL Underwriters
Laboratories Inc.

ULC

ELECTRICAL TO UL LISTED
COMPONENTS AND MEET
ALL M.C. STANDARDS

ALL ELECTRICAL SIGMARS TO COMPLY WITH M.L. STAND
ARTICLE 300 OF THE M.C. STANDARDS, INCLUDING
THE PROPER GROUNDING AND BONDING OF ALL SIGMARS

Subject / Location:



CITGO

Chicago, IL

132643

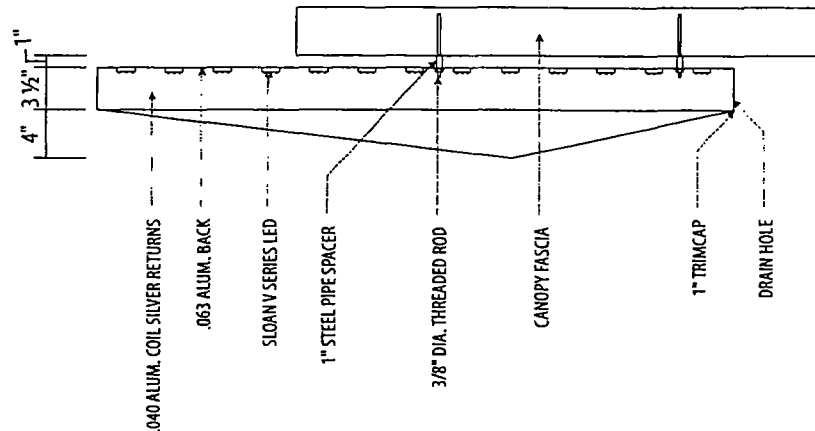
132643

Date: 05.09.13

Sheet Number: 1 of 1

Design Number: ci132643_i

This original document is furnished as part of a planned project and is not to be retransmitted, copied or reproduced without the written permission of the Federal Research Institute, Cambridge, MA. U.S. GOVERNMENT PRINTING OFFICE



LED ILLUMINATED TRIMARK

CITGO TRIMARK
STANDARD CITGO COLORS
2ND SURFACE DECORATION

Note: Recommended minimum height of canopy is 17 feet.



FEDERAL SIGN COMPANY
www.federal123.com
1500 North Bollen, Jacksonville, TX 75766
(903) 589-2100 (800) 888-1327 Fax (903) 589-2101

Manufacturing Facilities:
Ocala - FL
Ocala - FL
Ocala - FL
Ocala - FL
Ocala - FL
Ocala - FL
Ocala - FL
Ocala - FL
Ocala - FL
Ocala - FL

President: _____
Account Rep: _____
Project Manager: _____
Drawn By: gda
Check: _____
Date: _____

Order Approved/Date: _____
Largest Approved/Date: _____

Account Rep: _____
Project Manager: _____
Drawn By: gda
Check: _____
Date: _____

CITGO
Chicago, IL

Job Number: 132643
Date: 05.09.13
Sheet Number: 1 of 1
Design Number: ci132643.j

This is a preliminary drawing. It is not to be used for construction. It is for informational purposes only. It is not to be used for construction. It is for informational purposes only. It is not to be used for construction. It is for informational purposes only.

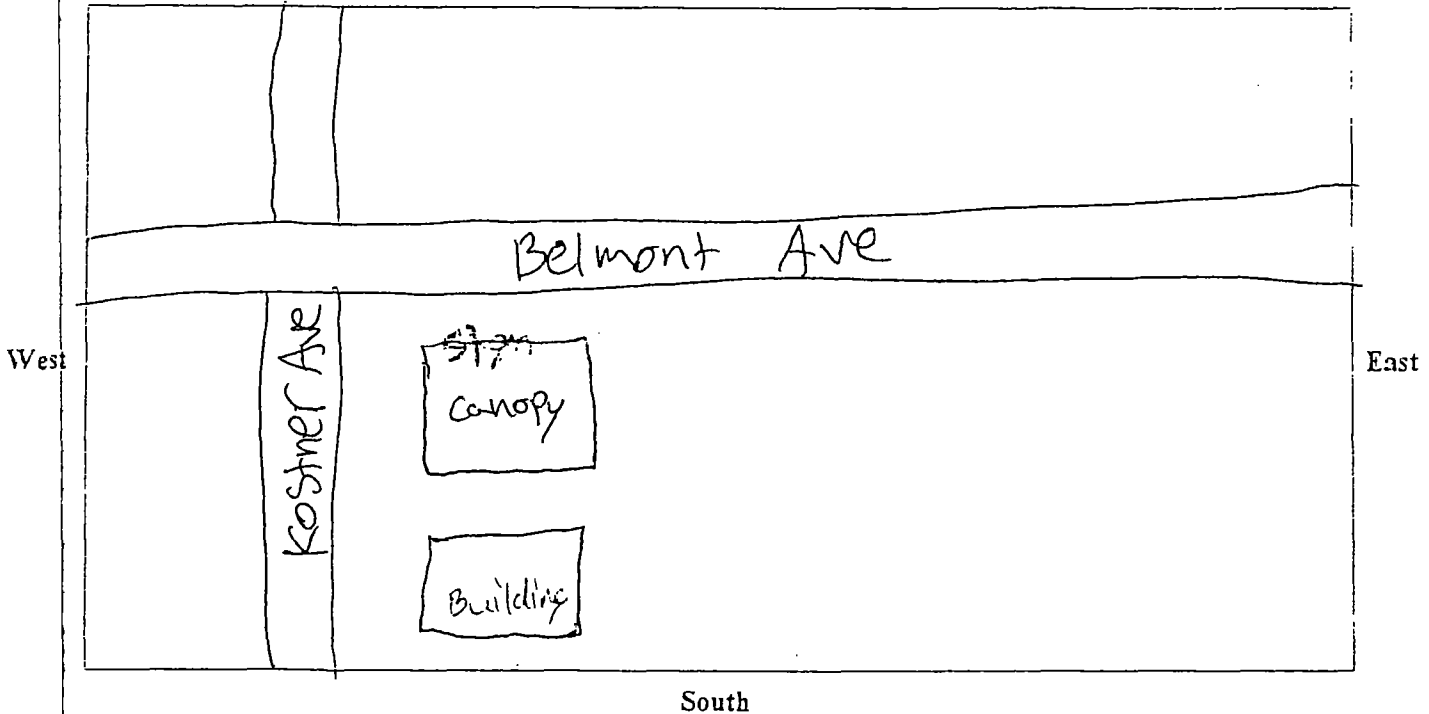
CITY OF CHICAGO
DEPARTMENT OF ZONING AND LAND USE PLANNING
SIGN SITE PLAN

(ALL INFORMATION MUST BE COMPLETED AND LEGIBLE)

Site Address: 4345 W. Belmont Ave 1 of 5 applications

Sign Company: Corporate ID Solutions Rep Name: Seann Ratchford

Phone (773) 763-9600 EXT (Below: Building, streets and location of sign on lot or structure)
North



SIGN USE:

Bus. ID (On-premise) ☒

Business Lice. # ☐

Advertising (Off-premise) ☐

PERMIT TYPE:

New Construction ☒

Change of Face ☐

Previous Permit # ☐

TYPE OF SIGN:

Flat Wall ☐

Freestanding ☐

Awning ☒

Marquee ☐

High Rise Building ☐

Projecting Private ☐

Projecting Public Way ☐

Public Way Use -Permit # ☐

SIGN CHARACTERISTICS:

Non-Illuminated ☐

Illuminated ☒

Changing Image ☐

Video Display ☐

Flashing ☐

DISTANCE FROM:

Curb Line: 12

Expressway, Toll Roads

or Major Route

(n/a if over 1000 ft) N/A

Park (over 10 acres) N/A

Residential Zone 150

Existing Off-premise on
same side of street: N/A

TOTAL SQUARE FOOTAGE:

Square footage of this proposed sign 229 ft²

Gross area of all proposed signs 1076 ft²

Area of all existing signs

(not including proposed) on Zoning Lot 948 ft²

Signature: [Signature]

Date 10/24/2013

