



City of Chicago



O2018-5669

Office of the City Clerk

Document Tracking Sheet

Meeting Date:	6/27/2018
Sponsor(s):	Reilly (42)
Type:	Ordinance
Title:	Grant(s) of privilege in public way for Chipotle Mexican Grill - security camera
Committee(s) Assignment:	Committee on Transportation and Public Way

ORDINANCE
CHIPOTLE MEXICAN GRILL
Acct No 22633 - 7
Permit No. 1134366

Be It Ordained by the City Council of the City of Chicago:

SECTION 1. Permission and authority are hereby given and granted to CHIPOTLE MEXICAN GRILL, upon the terms and subject to the conditions of this ordinance to maintain and use, as now constructed, one (1) Security Camera(s) projecting over the public right-of-way for security purposes adjacent to its premises known as 291 E. Ontario St..

Said Security Camera(s) at E. Ontario Street measure(s):

One (1) at one point five (1.5) foot in length, point five (.5) feet in width and eleven point five (11.5) feet above grade level.

The location of said privilege shall be as shown on prints kept on file with the Department of Business Affairs and Consumer Protection and the Office of the City Clerk.

Said privilege shall be constructed in accordance with plans and specifications approved by the Department of Planning and Development and Department of Transportation (Division of Project Development).

This grant of privilege in the public way shall be subject to the provisions of Section 10-28-015 and all other required provisions of the Municipal Code of Chicago.

The grantee shall pay to the City of Chicago as compensation for the privilege #1134366 herein granted the sum of zero (\$.00) per annum in advance


A 25% penalty will be added for payments received after due date.

The permit holder agrees to hold the City of Chicago harmless for any damage, relocation or replacement costs associated with damage, relocation or removal of private property caused by the City performing work in the public way.

Authority herein given and granted for a period of five (5) years from and after 06/11/2018.

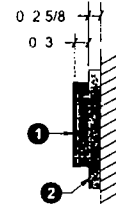
Alderman _____


Brendan Reilly 42nd Ward

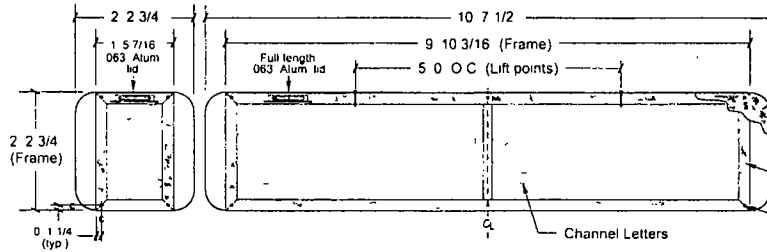




1 FACE VIEW
2 0 SCALE 1/2 = 1 0

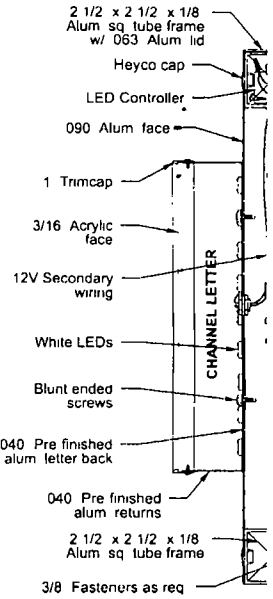


2 END VIEW
2 0 SCALE 1/2 = 1 0



3 FRAME DETAIL
2 0 SCALE 1/2 = 1 0

Ends of 090 Aluminum face overhang frame typ
One piece 063 alum end return hot glue and Versiok to face overhang (like reverse pan)
2 1/2 x 2 1/2 x 1/8 Alum sq tube frame
Mounting holes typ




4 END SI
2 0 SCALE

A-3 PROTOTYPE SPECIFICATIONS FOR (1) ILLUMINATED WALL SIGN

- 1 CHANNLE LETTERS CHIPOTLE AND PEPPER LOGO
LETTER TYPE= Face Lit pan channel letters DEPTH= 3
FACES= 3/16 Cyro #2447 Milk White acrylic
PEPPER GRAPHIC= 040 pre fin Adobo brown alum FCO overlay
TRIMCAP= 1 Brown Jewelite
BACKS= 040 Pre finished white aluminum
RETURNS= 040 Pre finished Adobo Brown aluminum (w/ weep holes)
ILLUMINATION= White Sloan V180 HB Mini LEDs
MOUNTING= Mount flush to face of cabinets with #10 blunt ended screws as req
- 2 BROWN & RED CABINETS
FACE= 090 Aluminum Attachment to frame via Versiok adhesive
Note Faces overhang ends of frame typ
RETURNS= @ Top & bottom See FRAME
@ Ends/corners (one piece) 063 Alum hot glue and Versiok to face
BACK= 040 Alum
FRAME= 2 1/2 x 2 1/2 x 1/8 Aluminum sq tube Note Top has cut outs for transformers and has full length 063 alum lid
LIFT POINTS= Drill hole and Versiok 3/8 steel nut to bottom of frame
MOUNTING= Mount to existing fascia w/ 3/8 fasteners through face/frame (Heyco caps required in cabinet face)

- ELECTRICAL**
- PRIMARY= 120V SloanLED #701507 60W1 power supply mounted inside top tube of sign frame
 - SECONDARY= 12V LED wire leads jumped on back side of cabinets (leave 6 0 pigtail on back of cabinet)
 - POWER DISCONNECT= Toggle switch on cabinet return

- COLOR SPECIFICATIONS**
- P1 PTM PMS #484C Roasted Red (Nuance)
 - P2 PTM PMS #4625C Adobo Brown (Nuance)
 - NOTE Paint all exposed fasteners and Heyco caps to match adjacent finish



5 ILLUMINATION RENDERING
2 0 SCALE N T S