



City of Chicago



Or2023-31

Office of the City Clerk

Document Tracking Sheet

Meeting Date:	1/18/2023
Sponsor(s):	Dowell (3)
Type:	Order
Title:	Issuance of permits for sign(s)/signboard(s) at 3300 S Michigan Ave
Committee(s) Assignment:	Committee on Zoning, Landmarks and Building Standards

CITY COUNCIL
COMMITTEE ON ZONING, LANDMARKS AND BUILDING STANDARDS

COUNCIL ORDER

RE: Approval of sign over 100 square feet in area or over 24 feet above grade

ORDERED, that the City Council hereby approves the following sign application submitted by:

Applicant*: Illinois Institute of Technology (Illinois Tech)

(* The Applicant is the owner of the real property or the business tenant of the real property. Do not list the sign contractor, sign erector, sign company or advertising entity in the above space.)

This Order approves the following sign in accordance with Municipal Code of Chicago Section 13-20-680:

Address of Sign: 3300 S. Michigan Ave. Chicago, IL 60616


Zoning District: PD - 1

DOB Sign Permit Application #: 100987832

Sign Details:

1. On-premise OR Off-premise
2. Static sign OR Dynamic-image display sign
3. Number of sign faces 1
4. Projecting over the public way No (Yes or No) If yes, Public Way Use #: _____
5. Dimensions: Length 72 feet 0 inches Height 17 feet 6 inches
Total square feet in area: 184 feet 0 inches
6. Height above grade: 32 feet 0 inches
7. Elevation (side of building or lot where the sign will be erected): East facing
8. Name of Sign Contractor/Erector: IBuilders Corp

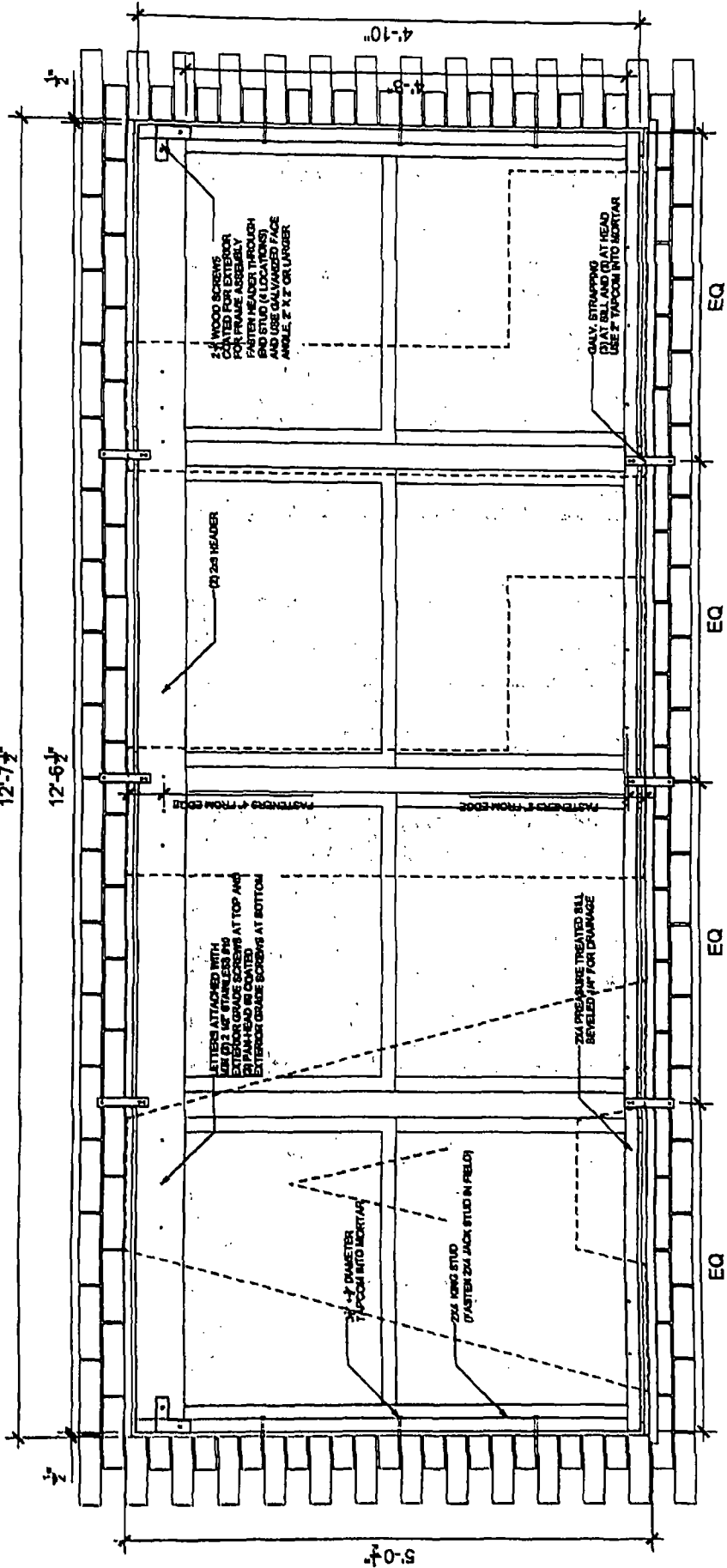
To be legal, such sign shall comply with all provisions of Title 17 of the Chicago Municipal Code ("Zoning Ordinance") and all other provisions of the Municipal Code governing the permitting, construction and maintenance and removal of signs and sign structures. Failure of the applicant and the applicant's successors to comply shall be grounds for invalidation or revocation of the sign permit.

Pat Dowell 
Alderman

3
Ward

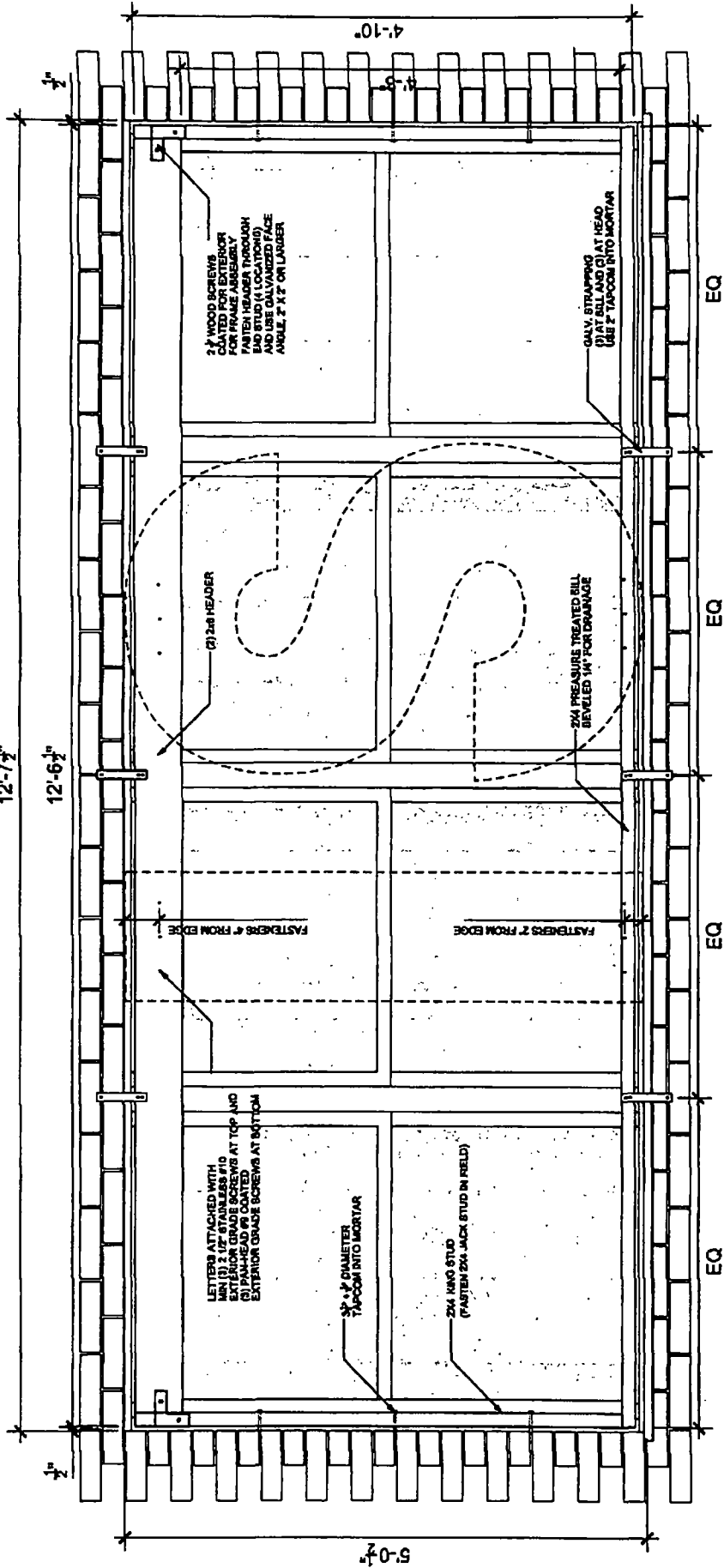
CONSTRUCTION DETAIL | 1'-0" : 1"

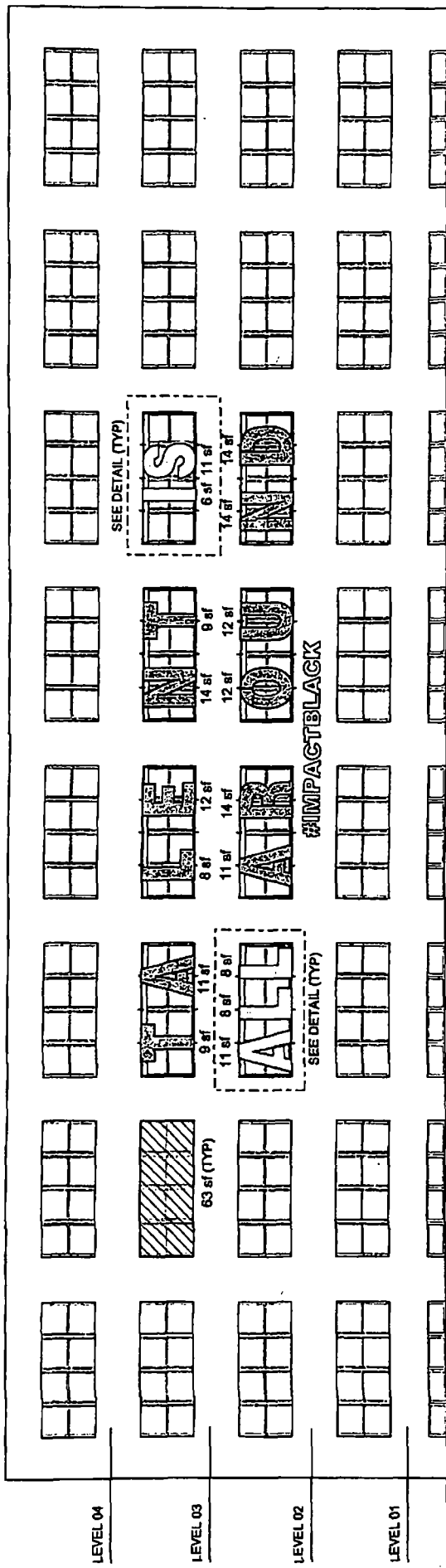
MASONRY OPENING
12'-7 1/2"



CONSTRUCTION DETAIL | 1'-0" : 1"

MASONRY OPENING
12'-7 1/2"





EAST ELEVATION

LEVEL 04

LEVEL 03

LEVEL 02

LEVEL 01