



City of Chicago



F2023-23

Office of the City Clerk

Document Tracking Sheet

Meeting Date:	4/19/2023
Sponsor(s):	Dept./Agency
Type:	Report
Title:	Tabulated Statement of Returns and Proclamation of Results of Canvass of Election Returns for February 28, 2023 Municipal General and Alderperson Elections held in each Precinct in all Wards in City of Chicago
Committee(s) Assignment:	

Commissioners

MARISEL A. HERNANDEZ, Chair
WILLIAM J. KRESSE, Commissioner/Secretary
JUNE A. BROWN, Commissioner
CHARLES HOLIDAY, JR., Executive Director



HAND DELIVERED

March 15, 2023


Chicago City Clerk-Council Div.
2023 MAR 15 PM4:39

Hon. Anna M. Valencia
City Clerk - City of Chicago
121 North LaSalle Street, Room 107
Chicago, IL 60602

Dear Clerk Valencia:

Pursuant to 10 ILCS 5/22-8 and 5/22-9, submitted herewith is a certified courtesy copy of the Chicago Board of Election Commissioners' Tabulated Statement of the Returns and Proclamation of the Results of the Canvass of the Election Returns for the February 28, 2023 Municipal General and Alderperson Elections Held in Each of the Precincts in All of the Wards in the City of Chicago.

Sincerely,


Charles Holiday, Jr.
Executive Director

CH:pas

Enclosure: 1

Commissioners

MARISEL A. HERNANDEZ, *Chair*
WILLIAM J. KRESSE, *Commissioner/Secretary*
JUNE A. BROWN, *Commissioner*
CHARLES HOLIDAY, JR., *Executive Director*



Chicago City Clerk-Council Div.
2023 MAR 15 PM4:39

**TABULATED STATEMENT OF THE RETURNS
AND PROCLAMATION OF THE RESULTS
OF THE CANVASS OF THE ELECTION RETURNS
FOR THE
FEBRUARY 28, 2023 MUNICIPAL GENERAL AND
ALDERPERSON ELECTIONS
HELD IN EACH OF THE PRECINCTS IN ALL THE WARDS
IN THE CITY OF CHICAGO**

City of Chicago, Illinois
Municipal General Election
February 28, 2023
Ballots Cast by District

City of Chicago	566,973
1st Ward	15,146
2nd Ward	13,409
3rd Ward	11,666
4th Ward	13,016
5th Ward	11,268
6th Ward	11,007
7th Ward	9,568
8th Ward	12,679
9th Ward	11,049
10th Ward	8,337
11th Ward	11,665
12th Ward	6,124
13th Ward	13,109
14th Ward	4,920
15th Ward	4,982
16th Ward	5,751
17th Ward	8,462
18th Ward	12,264
19th Ward	22,972
20th Ward	6,849
21st Ward	13,687
22nd Ward	4,774
23rd Ward	9,182
24th Ward	6,963
25th Ward	8,130
26th Ward	9,280
27th Ward	10,094
28th Ward	6,810
29th Ward	10,221
30th Ward	10,637
31st Ward	6,820
32nd Ward	15,340
33rd Ward	10,826
34th Ward	9,069
35th Ward	11,414
36th Ward	9,442
37th Ward	7,284
38th Ward	13,710
39th Ward	14,851
40th Ward	13,809
41st Ward	17,750

Chicago City Clerk-Council Div.
2023 MAR 15 PM4:39

City of Chicago, Illinois
Municipal General Election
February 28, 2023
Ballots Cast by District

42nd Ward	11,569
43rd Ward	15,494
44th Ward	15,536
45th Ward	16,233
46th Ward	16,116
47th Ward	19,205
48th Ward	16,357
49th Ward	11,493
50th Ward	10,634
1st Chicago Police Department District	17,764
2nd Chicago Police Department District	22,789
3rd Chicago Police Department District	12,974
4th Chicago Police Department District	23,942
5th Chicago Police Department District	13,214
6th Chicago Police Department District	18,308
7th Chicago Police Department District	7,744
8th Chicago Police Department District	42,095
9th Chicago Police Department District	23,192
10th Chicago Police Department District	11,250
11th Chicago Police Department District	8,585
12th Chicago Police Department District	28,996
14th Chicago Police Department District	28,729
15th Chicago Police Department District	8,499
16th Chicago Police Department District	54,697
17th Chicago Police Department District	30,740
18th Chicago Police Department District	34,533
19th Chicago Police Department District	62,063
20th Chicago Police Department District	27,007
22nd Chicago Police Department District	35,030
24th Chicago Police Department District	28,400
25th Chicago Police Department District	26,422

City of Chicago, Illinois
Municipal General Election
February 28, 2023
Statistics

1st Ward	26	Precincts	Reported:	26
2nd Ward	25	Precincts	Reported:	25
3rd Ward	27	Precincts	Reported:	27
4th Ward	28	Precincts	Reported:	28
5th Ward	25	Precincts	Reported:	25
6th Ward	27	Precincts	Reported:	27
7th Ward	31	Precincts	Reported:	31
8th Ward	30	Precincts	Reported:	30
9th Ward	30	Precincts	Reported:	30
10th Ward	25	Precincts	Reported:	25
11th Ward	23	Precincts	Reported:	23
12th Ward	22	Precincts	Reported:	22
13th Ward	40	Precincts	Reported:	40
14th Ward	15	Precincts	Reported:	15
15th Ward	20	Precincts	Reported:	20
16th Ward	25	Precincts	Reported:	25
17th Ward	29	Precincts	Reported:	29
18th Ward	26	Precincts	Reported:	26
19th Ward	36	Precincts	Reported:	36
20th Ward	23	Precincts	Reported:	23
21st Ward	29	Precincts	Reported:	29
22nd Ward	19	Precincts	Reported:	19
23rd Ward	33	Precincts	Reported:	33
24th Ward	20	Precincts	Reported:	20
25th Ward	17	Precincts	Reported:	17
26th Ward	32	Precincts	Reported:	32
27th Ward	29	Precincts	Reported:	29
28th Ward	26	Precincts	Reported:	26
29th Ward	24	Precincts	Reported:	24
30th Ward	26	Precincts	Reported:	26
31st Ward	23	Precincts	Reported:	23
32nd Ward	30	Precincts	Reported:	30
33rd Ward	17	Precincts	Reported:	17
34th Ward	20	Precincts	Reported:	20
35th Ward	22	Precincts	Reported:	22
36th Ward	27	Precincts	Reported:	27
37th Ward	22	Precincts	Reported:	22
38th Ward	25	Precincts	Reported:	25
39th Ward	35	Precincts	Reported:	35
40th Ward	23	Precincts	Reported:	23
41st Ward	31	Precincts	Reported:	31
42nd Ward	24	Precincts	Reported:	24
43rd Ward	23	Precincts	Reported:	23

City of Chicago, Illinois
Municipal General Election
February 28, 2023
Statistics

44th Ward	21	Precincts	Reported:	21
45th Ward	29	Precincts	Reported:	29
46th Ward	23	Precincts	Reported:	23
47th Ward	28	Precincts	Reported:	28
48th Ward	35	Precincts	Reported:	35
49th Ward	17	Precincts	Reported:	17
50th Ward	28	Precincts	Reported:	28
1st Chicago Police Department District	41	Precincts	Reported:	41
2nd Chicago Police Department District	52	Precincts	Reported:	52
3rd Chicago Police Department District	40	Precincts	Reported:	40
4th Chicago Police Department District	71	Precincts	Reported:	71
5th Chicago Police Department District	37	Precincts	Reported:	37
6th Chicago Police Department District	50	Precincts	Reported:	50
7th Chicago Police Department District	38	Precincts	Reported:	38
8th Chicago Police Department District	129	Precincts	Reported:	129
9th Chicago Police Department District	73	Precincts	Reported:	73
10th Chicago Police Department District	37	Precincts	Reported:	37
11th Chicago Police Department District	42	Precincts	Reported:	42
12th Chicago Police Department District	68	Precincts	Reported:	68
14th Chicago Police Department District	64	Precincts	Reported:	64
15th Chicago Police Department District	27	Precincts	Reported:	27
16th Chicago Police Department District	109	Precincts	Reported:	109
17th Chicago Police Department District	67	Precincts	Reported:	67
18th Chicago Police Department District	68	Precincts	Reported:	68
19th Chicago Police Department District	94	Precincts	Reported:	94
20th Chicago Police Department District	52	Precincts	Reported:	52
22nd Chicago Police Department District	64	Precincts	Reported:	64
24th Chicago Police Department District	61	Precincts	Reported:	61
25th Chicago Police Department District	89	Precincts	Reported:	89

CITY OF CHICAGO
CHI 20230228 Ver G
February 28, 2023
Summary Report - Official Results

(1291 of 1291 precincts reported)

	Registered Voters	Turnout
Total Registration and Turnout	1,581,564	566,973

Mayor

(1291 of 1291 precincts reported)

JA'MAL GREEN	12,257	2.17%
SOPHIA KING	7,191	1.27%
KAM BUCKNER	11,092	1.96%
WILLIE L. WILSON	51,567	9.13%
BRANDON JOHNSON	122,093	21.63%
PAUL VALLAS	185,743	32.90%
LORI E. LIGHTFOOT	94,890	16.81%
RODERICK T. SAWYER	2,440	0.43%
JESUS "CHUY" GARCIA	77,222	13.68%
KEITH M. JUDGE (WRITE-IN)	5	0.00%
STEPHEN HODGE (WRITE-IN)	4	0.00%
RYAN FRIEDMAN (WRITE-IN)	3	0.00%
STEPHANIE ANN MUSTARI (WRITE-IN)	1	0.00%
BRIDGETT PALMER (WRITE-IN)	1	0.00%
JOHNNY LOGALBO (WRITE-IN)	15	0.00%
Total	564,524	

Clerk

(1291 of 1291 precincts reported)

ANNA M. VALENCIA	457,007	100.00%
Total	457,007	

Treasurer

(1291 of 1291 precincts reported)

MELISSA CONYEARS-ERVIN	442,553	100.00%
Total	442,553	

Alderson 1st Ward

(26 of 26 precincts reported)

DANIEL LA SPATA	7,339	50.11%
STEPHEN "ANDY" SCHNEIDER	2,877	19.64%
PROCO "JOE" MORENO	999	6.82%
SAM ROYKO	3,432	23.43%
Total	14,647	

Alderson 2nd Ward

(25 of 25 precincts reported)

BRIAN HOPKINS	11,200	100.00%
Total	11,200	

Alderson 3rd Ward

(27 of 27 precincts reported)

PAT DOWELL	9,556	99.24%
JASMINE ROBERSON (WRITE-IN)	16	0.17%
DON DAVIS (WRITE-IN)	57	0.59%
Total	9,629	

Alderson 4th Ward

(28 of 28 precincts reported)

HELEN WEST	692	5.53%
TRACEY Y. BEY	1,145	9.15%
LAMONT ROBINSON	5,789	46.28%
MATTHEW "KHARI" HUMPHRIES	1,175	9.39%
EBONY LUCAS	1,802	14.41%
PRENTICE C. BUTLER	1,906	15.24%
Total	12,509	

Alderson 5th Ward

(25 of 25 precincts reported)

RENITA Q. WARD	1,266	11.86%
MARLENE FISHER	397	3.72%
JOSHUA GRAY	690	6.46%
ROBERT PALMER	197	1.85%
MARTINA "TINA" HONE	1,983	18.57%
JOCELYN HARE	927	8.68%
DIALIKA "DEE" PERKINS	399	3.74%
DESMON C. YANCY	2,772	25.96%
KRIS LEVY	488	4.57%
GABRIEL PIEMONTE	438	4.10%
WALLACE E. GOODE, JR.	1,118	10.47%
WILLIAM CALLOWAY (WRITE-IN)	1	0.01%
Total	10,676	

Alderson 6th Ward

(27 of 27 precincts reported)

SYLVESTER E BAKER, JR	714	6.85%
RICHARD A WOOTEN	2,412	23.14%
O. PATRICK BRUTUS	448	4.30%
BARBARA ANN BUNVILLE	852	8.17%
KIRBY BIRGANS	342	3.28%
PAUL C. BRYSON, SR.	591	5.67%
WILLIAM E. HALL	2,483	23.82%
AJA KEARNEY	470	4.51%
SHARON E. PINCHAM	841	8.07%
TAVARES BRIGGS	393	3.77%
KIMBERLY I "KIM" EGONMWAN	878	8.42%
Total	10,424	

Alderson 7th Ward

(31 of 31 precincts reported)

GREGORY I. MITCHELL	7,909	98.09%
ANTHONY "TONY" BLAIR (WRITE-IN)	154	1.91%
Total	8,063	

CITY OF CHICAGO
CHI 20230228 Ver G
February 28, 2023
Summary Report - Official Results

Aldersperson 8th Ward

(30 of 30 precincts reported)		
MICHELLE A. HARRIS	8,675	70.61%
SEAN M FLYNN	1,396	11.36%
LINDA HUDSON	2,214	18.02%
Total	12,285	

Aldersperson 9th Ward

(30 of 30 precincts reported)		
CLEOPATRA DRAPER	3,339	31.88%
ANTHONY A. BEALE	6,296	60.12%
CAMERON M BARNES	832	7.94%
SONYA DORSEY (WRITE-IN)	6	0.06%
Total	10,473	

Aldersperson 10th Ward

(25 of 25 precincts reported)		
PETER CHICO	3,287	40.48%
JESSICA A VENEGAS	912	11.23%
ANA GUAJARDO	2,155	26.54%
YESSENIA CARREÓN	263	3.24%
OSCAR SANCHEZ	1,503	18.51%
Total	8,120	

Aldersperson 11th Ward

(23 of 23 precincts reported)		
ANTHONY "TONY" CIARAVINO	3,384	29.40%
AMBRIA TAYLOR	1,552	13.48%
ELVIRA "VIDA" JIMENEZ	326	2.83%
NICOLE LEE	3,561	30.94%
FROYLAN "FROY" JIMENEZ	275	2.39%
STEVE DEMITRO	159	1.38%
DON DON	2,254	19.58%
Total	11,511	

Aldersperson 12th Ward

(22 of 22 precincts reported)		
JULIA M. RAMIREZ	3,355	57.00%
ANABEL ABARCA	2,531	43.00%
Total	5,886	

Aldersperson 13th Ward

(40 of 40 precincts reported)		
MARTY QUINN	11,300	87.61%
PAUL BRUTON	1,598	12.39%
Total	12,898	

Aldersperson 14th Ward

(15 of 15 precincts reported)		
JEYLU B GUTIERREZ	3,081	65.16%
RAUL REYES	1,647	34.84%
Total	4,728	

Aldersperson 15th Ward

(20 of 20 precincts reported)		
RAYMOND A. LOPEZ	3,128	64.19%
VICTORIA "VICKO" ALVAREZ	1,178	24.17%
GLORIA ANN WILLIAMS	567	11.64%
Total	4,873	

Aldersperson 16th Ward

(25 of 25 precincts reported)		
CAROLYNN DENISE CRUMP	700	12.66%
STEPHANIE D. COLEMAN	4,288	77.53%
EDDIE JOHNSON III	543	9.82%
Total	5,531	

Aldersperson 17th Ward

(29 of 29 precincts reported)		
DAVID H. MOORE	7,154	100.00%
Total	7,154	

Aldersperson 18th Ward

(26 of 26 precincts reported)		
DERRICK G. CURTIS	7,275	61.12%
HEATHER WILLS	4,627	38.88%
Total	11,902	

Aldersperson 19th Ward

(36 of 36 precincts reported)		
TIMOTHY "TIM" NOONAN	1,332	5.86%
MATTHEW J. O'SHEA	14,417	63.39%
MICHAEL T. CUMMINGS	6,996	30.76%
Total	22,745	

Aldersperson 20th Ward

(23 of 23 precincts reported)		
JEANETTE B TAYLOR	3,375	52.60%
JENNIFER O. MADDOX	1,706	26.59%
ANDRE SMITH	1,335	20.81%
Total	6,416	

Aldersperson 21st Ward

(29 of 29 precincts reported)		
CORNELL DANTZLER	2,871	21.84%
PRESTON BROWN JR.	2,409	18.33%
LARRY LLOYD	649	4.94%
RONNIE L. MOSLEY	3,268	24.86%
DALIAH GOREE	1,410	10.73%
AYANA CLARK	1,140	8.67%
KWELI KWAZA	1,347	10.25%
PATRICIA LYNN TILLMAN (WRITE-IN)	43	0.33%
JUSTIN SAWYER (WRITE-IN)	6	0.05%
Total	13,143	

CITY OF CHICAGO
CHI 20230228 Ver G
February 28, 2023
Summary Report -Official Results

Alderson 22nd Ward

(19 of 19 precincts reported)		
MICHAEL D. RODRIGUEZ	3,070	66.34%
NEFTALIE GONZALEZ	724	15.64%
KRISTIAN R. ARMENDARIZ	834	18.02%
Total	4,628	

Alderson 23rd Ward

(33 of 33 precincts reported)		
SILVANA TABARES	6,523	72.95%
EDDIE GUILLEN	2,419	27.05%
Total	8,942	

Alderson 24th Ward

(20 of 20 precincts reported)		
MONIQUE L. SCOTT	3,015	45.30%
LARRY G. NELSON	344	5.17%
LUTHER WOODRUFF JR.	407	6.12%
VETRESS M. BOYCE	831	12.49%
EDWARD WARD	268	4.03%
CREATIVE SCOTT	986	14.82%
DREWONE GOLDSMITH	457	6.87%
TRACI TREASURE JOHNSON	347	5.21%
Total	6,655	

Alderson 25th Ward

(17 of 17 precincts reported)		
BYRON SIGCHO LOPEZ	4,201	52.94%
AIDA FLORES	3,734	47.06%
Total	7,935	

Alderson 26th Ward

(32 of 32 precincts reported)		
JULIAN PEREZ	2,863	31.89%
JESSICA "JESSIE" FUENTES	4,990	55.57%
ANGEE GONZALEZ RODRIGUEZ	1,094	12.18%
KIRK J. ORTIZ (WRITE-IN)	32	0.36%
Total	8,979	

Alderson 27th Ward

(29 of 29 precincts reported)		
WALTER BURNETT, JR.	7,856	100.00%
Total	7,856	

Alderson 28th Ward

(26 of 26 precincts reported)		
JASON C. ERVIN	4,702	76.77%
SHAWN A. WALKER	1,423	23.23%
Total	6,125	

Alderson 29th Ward

(24 of 24 precincts reported)		
CHRIS TALIAFERRO	4,868	49.75%
CB JOHNSON	3,897	39.83%
COREY DOOLEY	908	9.28%
WALTER ADAMCZYK (WRITE-IN)	6	0.06%
LISA ANN BROWN NEWMAN (WRITE-IN)	106	1.08%
Total	9,785	

Alderson 30th Ward

(26 of 26 precincts reported)		
JUANPABLO PRIETO	1,150	11.19%
RUTH CRUZ	2,766	26.91%
JESSICA W. GUTIERREZ	3,871	37.66%
WARREN WILLIAMS	2,451	23.84%
ANDREW A. CLEAVER (WRITE-IN)	42	0.41%
Total	10,280	

Alderson 31st Ward

(23 of 23 precincts reported)		
FELIX CARDONA JR.	5,113	80.98%
ESTEBAN BURGOA ONTAÑON	1,181	18.70%
PAT GIBBONS (WRITE-IN)	20	0.32%
Total	6,314	

Alderson 32nd Ward

(30 of 30 precincts reported)		
SCOTT WAGUESPACK	12,537	100.00%
Total	12,537	

Alderson 33rd Ward

(17 of 17 precincts reported)		
ROSSANA RODRIGUEZ SANCHEZ	5,814	54.69%
SAMIE MARTINEZ	3,604	33.90%
LAITH SHAABAN	1,212	11.40%
Total	10,630	

Alderson 34th Ward

(20 of 20 precincts reported)		
BILL CONWAY	5,567	66.24%
JIM ASCOT	2,837	33.76%
Total	8,404	

Alderson 35th Ward

(22 of 22 precincts reported)		
CARLOS RAMIREZ-ROSA	9,570	100.00%
Total	9,570	

CITY OF CHICAGO
CHI 20230228 Ver G
February 28, 2023
Summary Report - Official Results

Alderson 36th Ward

(27 of 27 precincts reported)

LEONOR "LORI" TORRES WHITT	2,741	30.05%
GILBERT "GIL" VILLEGAS	4,240	46.49%
DAVID HERRERA	1,466	16.07%
JACQUELINE "JACKIE" BAEZ	673	7.38%
Total	9,120	

Alderson 37th Ward

(22 of 22 precincts reported)

HOWARD RAY	1,882	26.90%
EMMA M. MITTS	4,378	62.58%
JAKE TOWERS	412	5.89%
COREY DENELLE BRADDOCK	324	4.63%
Total	6,996	

Alderson 38th Ward

(25 of 25 precincts reported)

CYNTHIA M. SANTOS	1,431	10.69%
FRANCO REYES	659	4.92%
NICHOLAS SPOSATO	7,305	54.57%
ED BANNON	3,638	27.18%
BRUCE RANDAZZO	354	2.64%
Total	13,387	

Alderson 39th Ward

(35 of 35 precincts reported)

DENALI DASGUPTA	5,346	37.30%
SAMANTHA "SAM" NUGENT	8,975	62.62%
METIN OKIC (WRITE-IN)	12	0.08%
Total	14,333	

Alderson 40th Ward

(23 of 23 precincts reported)

ANDRE VASQUEZ	10,594	78.91%
CHRISTIAN BLUME	1,945	14.49%
JANE LUCIUS	887	6.61%
Total	13,426	

Alderson 41st Ward

(31 of 31 precincts reported)

ANTHONY V. NAPOLITANO	12,714	72.89%
PAUL STRUEBING	4,729	27.11%
Total	17,443	

Alderson 42nd Ward

(24 of 24 precincts reported)

BRENDAN REILLY	9,574	100.00%
Total	9,574	

Alderson 43rd Ward

(23 of 23 precincts reported)

TIMMY KNUDSEN	3,950	26.84%
BRIAN C. COMER	3,543	24.08%
REBECCA JANOWITZ	2,917	19.82%
STEVE BOTSFORD	1,331	9.05%
STEVEN MCCLELLAN	990	6.73%
WENDI TAYLOR NATIONS	1,984	13.48%
Total	14,715	

Alderson 44th Ward

(21 of 21 precincts reported)

BENNETT R. LAWSON	12,705	98.88%
NATHAN BEAN (WRITE-IN)	144	1.12%
Total	12,849	

Alderson 45th Ward

(29 of 29 precincts reported)

SUSANNA ERNST	1,887	11.79%
MEGAN MATHIAS	2,699	16.86%
JAMES "JIM" GARDINER	7,683	48.00%
ANA SANTOYO	895	5.59%
MARIJA TOMIC	562	3.51%
JAMES SUH	2,279	14.24%
Total	16,005	

Alderson 46th Ward

(23 of 23 precincts reported)

ANGELA CLAY	5,663	36.13%
KIM WALZ	4,048	25.83%
PATRICK NAGLE	1,764	11.26%
ROUSHAUNDA WILLIAMS	1,154	7.36%
MICHAEL CORTEZ	283	1.81%
MARIANNE LALONDE	2,760	17.61%
Total	15,672	

Alderson 47th Ward

(28 of 28 precincts reported)

MATT MARTIN	16,253	100.00%
Total	16,253	

CITY OF CHICAGO
CHI 20230228 Ver G
February 28, 2023
Summary Report - Official Results

Aldersperson 48th Ward

(35 of 35 precincts reported)		
LARRY SVABEK	1,039	6.53%
NICK WARD	2,956	18.59%
JOE DUNNE	4,181	26.29%
ANDRE PELOQUIN	374	2.35%
BRIAN J. HAAG	234	1.47%
ISAAC FREILICH JONES	1,609	10.12%
LENI MANAA-HOPPENWORTH	3,647	22.93%
ROXANNE VOLKMANN	880	5.53%
ANDY PETERS	589	3.70%
NASSIR FAULKNER	394	2.48%
Total	15,903	

Aldersperson 49th Ward

(17 of 17 precincts reported)		
MARIA HADDEN	8,266	73.66%
BELIA RODRIGUEZ	1,867	16.64%
WILLIAM "BILL" MORTON	1,086	9.68%
WILLIAMTON (WILLIE) DAVIS (WRITE-IN)	3	0.03%
Total	11,222	

Aldersperson 50th Ward

(28 of 28 precincts reported)		
MUEZE BAWANY	3,349	32.29%
DEBRA SILVERSTEIN	7,024	67.71%
Total	10,373	

Council Member, Chicago Police Department 1st District

Vote For 3		
(41 of 41 precincts reported)		
JAMIE E. BROWN	9,762	50.36%
SARAH KAMMERER	9,624	49.64%
No Candidate	0	0.00%
Total	19,386	

Council Member, Chicago Police Department 2nd District

Vote For 3		
(52 of 52 precincts reported)		
EPHRAIM LEE	11,049	27.67%
ALEXANDER J PEREZ	9,520	23.84%
COSTON PLUMMER	8,327	20.85%
JULIA KLINE	11,039	27.64%
Total	39,935	

Council Member, Chicago Police Department 3rd District

Vote For 3		
(40 of 40 precincts reported)		
ANA MARIJA SOKOVIC	2,756	11.26%
JIM BLISSITT III	1,761	7.20%
JANICE JONES	6,293	25.71%
KENYA FRANKLIN	5,835	23.84%
CRAIG T. CARRINGTON	2,780	11.36%
ANTHONY DAVID BRYANT	5,049	20.63%
Total	24,474	

Council Member, Chicago Police Department 4th District

Vote For 3		
(71 of 71 precincts reported)		
MERIDITH VANAE HAMMER	7,298	15.97%
JULIO MIRAMONTES	7,559	16.54%
LOVIE BERNARD	8,320	18.21%
GLORIA JENKINS	11,282	24.69%
BRENDA WATERS	11,237	24.59%
Total	45,696	

Council Member, Chicago Police Department 5th District

Vote For 3		
(37 of 37 precincts reported)		
THOMAS L. MCMAHON	6,770	44.62%
PONCHITA MOORE	7,802	51.43%
No Candidate	0	0.00%
ROBERT MCKAY (WRITE-IN)	333	2.19%
MICHAEL E. MAYDEN (WRITE-IN)	266	1.75%
Total	15,171	

Council Member, Chicago Police Department 6th District

Vote For 3		
(50 of 50 precincts reported)		
ERIC RUSSELL	10,598	51.01%
DAVID BOYKIN	9,925	47.77%
No Candidate	0	0.00%
AISHA HUMPHRIES (WRITE-IN)	254	1.22%
Total	20,777	

Council Member, Chicago Police Department 7th District

Vote For 3		
(38 of 38 precincts reported)		
DION TERRELL MCGILL	2,256	16.25%
TERESA R. CHANDLER	2,782	20.04%
CHERLI MONTGOMERY	2,053	14.79%
JOSEPH WILLIAMS	2,618	18.86%
VERNA SWAN	853	6.15%
LINDA J. AUSTIN SR.	1,835	13.22%
KRYSTAL PETERS	1,482	10.68%
Total	13,879	

CITY OF CHICAGO
CHI 20230228 Ver G
February 28, 2023
Summary Report - Official Results

Council Member, Chicago Police Department 8th District

Vote For 3		
(129 of 129 precincts reported)		
ALBERT "AL" CACCIOTTOLO	21,947	29.94%
MARK HAMBERLIN	17,170	23.43%
JASON HUFF	19,183	26.17%
LETINA K. BRADY PETTIS	14,993	20.46%
Total	73,293	

Council Member, Chicago Police Department 9th District

Vote For 3		
(73 of 73 precincts reported)		
ERIN VOGEL	6,191	15.12%
CARLOS SANCHEZ	7,651	18.69%
DENISE E. MCBROOM	6,450	15.76%
EVELYN RAZO	4,345	10.61%
ABRAHAM "ABE" MATTHEW	5,603	13.69%
MAGGIE FINUCANE	5,166	12.62%
MONSERRAT E. AYALA	5,533	13.52%
Total	40,939	

Council Member, Chicago Police Department 10th District

Vote For 3		
(37 of 37 precincts reported)		
ELIANNE BAHENA	4,321	22.29%
ROSEMARIE DOMINGUEZ	3,978	20.52%
SIMEON HENDERSON	2,252	11.62%
LARRY LAWRENCE	2,676	13.80%
LEO GUZMAN	3,023	15.59%
KIISHA SMITH	3,136	16.18%
CATALINA CARBAJAL (WRITE-IN)	0	0.00%
Total	19,386	

Council Member, Chicago Police Department 11th District

Vote For 3		
(42 of 42 precincts reported)		
BRIAN J. RAMSON, JR	4,319	34.65%
JOCELYN A. WOODARDS	4,732	37.96%
ALEES EDWARDS	3,414	27.39%
Total	12,465	

Council Member, Chicago Police Department 12th District

Vote For 3		
(68 of 68 precincts reported)		
LEONARDO QUINTERO	12,327	22.66%
JUAN LOPEZ	6,139	11.29%
MICHELLE D. PAGE	9,789	18.00%
WILLIAM "THE KID" GUERRERO	8,535	15.69%
CHLOE VITALE	10,556	19.41%
JOHN DONATELLI	7,052	12.96%
Total	54,398	

Council Member, Chicago Police Department 14th District

Vote For 3		
(64 of 64 precincts reported)		
DAVID ORLIKOFF	16,483	52.75%
CHRISTOPHER M. LAURENT	10,719	34.30%
No Candidate	0	0.00%
ASHLEY VARGAS (WRITE-IN)	4,006	12.82%
JUSTIN TUCKER (WRITE-IN)	41	0.13%
Total	31,249	

Council Member, Chicago Police Department 15th District

Vote For 3		
(27 of 27 precincts reported)		
DEONDRE RUTUES	2,536	16.03%
KAREN WINTERS	3,552	22.45%
ODDIS"OJ JOHNSON	2,222	14.04%
DARIUS NEWSOME	2,245	14.19%
CONSTANCE MELTON	1,588	10.04%
CARMELITA P. EARLS	2,246	14.20%
ELENA X. THOMPSON	1,433	9.06%
Total	15,822	

Council Member, Chicago Police Department 16th District

Vote For 3		
(109 of 109 precincts reported)		
DAVID M. FELLER	15,797	14.15%
COLLEEN MARY DILLON	21,439	19.21%
DANIEL MARTIN	19,386	17.37%
COLLEEN MURPHY	19,328	17.32%
JOHN M. MARCATANTE	9,018	8.08%
TRISHA LYNN KANNON LLOYD	12,331	11.05%
"TRISHA KANNON"		
DANIEL BUTTERWORTH	14,304	12.82%
Total	111,603	

CITY OF CHICAGO
CHI 20230228 Ver G
February 28, 2023
Summary Report - Official Results

Council Member, Chicago Police Department 17th District

Vote For 3		
(67 of 67 precincts reported)		
ANTHONY MICHAEL TAMEZ	13,588	23.78%
ELIZABETH "BETH" ROCHFORD	15,556	27.23%
STEVE SPAGNOLO	12,341	21.60%
BRIAN SULLIVAN	10,578	18.52%
NICK CARUSI	5,066	8.87%
Total	57,129	

Council Member, Chicago Police Department 18th District

Vote For 3		
(68 of 68 precincts reported)		
KAREN KANE	12,192	19.18%
AMY CROSS	9,148	14.39%
KIMBERLY LYNN BOWMAN	8,593	13.52%
ROBERT JOHNSON	9,759	15.35%
LISA SEIGNEUR	8,462	13.31%
BRAD KESSLER	15,427	24.26%
Total	63,581	

Council Member, Chicago Police Department 19th District

Vote For 3		
(94 of 94 precincts reported)		
DAN RICHMAN	19,711	16.02%
DEMERIKE PALECEK	14,840	12.06%
MAURILIO GARCIA	23,229	18.88%
JENNIFER A. SCHAFFER	29,278	23.80%
SAMUEL E. SCHOENBURG	21,104	17.16%
JULIENN "JULIE" KAVIAR	14,857	12.08%
Total	123,019	

Council Member, Chicago Police Department 20th District

Vote For 3		
(52 of 52 precincts reported)		
PATRICK T. MCNEIL	8,390	16.61%
DARRELL DACRES	8,966	17.75%
DEIRDRE O'CONNOR	12,775	25.29%
ANNA RUBIN	12,254	24.26%
JOSHUA D'ANTONIO	8,123	16.08%
Total	50,508	

Council Member, Chicago Police Department 22nd District

Vote For 3		
(64 of 64 precincts reported)		
LEE BIELECKI	13,886	20.61%
CARISA PARKER	16,679	24.76%
PATRICK KENNEDY	17,752	26.35%
MATTHEW BIANCIOTTO	8,795	13.06%
ANDRE PATE	10,248	15.21%
Total	67,360	

Council Member, Chicago Police Department 24th District

Vote For 3		
(61 of 61 precincts reported)		
DAVID EARL WILLIAMS III	7,074	12.51%
VERONICA I. ARREOLA	11,770	20.82%
EDVETTE W. JONES	9,307	16.46%
MARILYN PAGAN-BANKS	9,598	16.98%
CYNTHIA MCFADDEN	7,598	13.44%
DANIEL WOLK	6,028	10.66%
MITCHELL D. ROSE	5,155	9.12%
Total	56,530	

Council Member, Chicago Police Department 25th District

Vote For 3		
(89 of 89 precincts reported)		
JACOB ARENA	9,008	20.16%
SAÚL ARELLANO	11,433	25.59%
ANGELICA P. GREEN	12,568	28.13%
PERRY ABBASI	3,828	8.57%
EDGAR "EDEK" ESPARZA	7,837	17.54%
Total	44,674	

Reopening Green Line Train Station W16

(25 of 25 precincts reported)		
Yes	5,085	92.88%
No	390	7.12%
Total	5,475	

Supporting a South Shore CBA W05 P02

(1 of 1 precincts reported)		
Yes	537	88.47%
No	70	11.53%
Total	607	

Supporting a South Shore CBA W05 P03

(1 of 1 precincts reported)		
Yes	518	90.40%
No	55	9.60%
Total	573	

CITY OF CHICAGO
CHI 20230228 Ver G
February 28, 2023
Summary Report - Official Results

Supporting a South Shore CBA W05 P04

(1 of 1 precincts reported)

Yes	435	89.32%
No	52	10.68%
Total	487	

Supporting a South Shore CBA W05 P05

(1 of 1 precincts reported)

Yes	152	74.51%
No	52	25.49%
Total	204	

Supporting a South Shore CBA W05 P07

(1 of 1 precincts reported)

Yes	96	88.07%
No	13	11.93%
Total	109	

Supporting a South Shore CBA W05 P08

(1 of 1 precincts reported)

Yes	161	94.15%
No	10	5.85%
Total	171	

Supporting a South Shore CBA W05 P09

(1 of 1 precincts reported)

Yes	127	84.67%
No	23	15.33%
Total	150	

Supporting a South Shore CBA W05 P10

(1 of 1 precincts reported)

Yes	176	95.65%
No	8	4.35%
Total	184	

Supporting a South Shore CBA W05 P11

(1 of 1 precincts reported)

Yes	300	90.91%
No	30	9.09%
Total	330	

Supporting Affordable Housing in Woodlawn W05 P13

(1 of 1 precincts reported)

Yes	226	85.61%
No	38	14.39%
Total	264	

Supporting Affordable Housing in Woodlawn W05 P14

(1 of 1 precincts reported)

Yes	264	96.70%
No	9	3.30%
Total	273	

Commissioners

MARISEL A. HERNANDEZ, Chair
WILLIAM J. KRESSE, Commissioner/Secretary
JUNE A. BROWN, Commissioner
CHARLES HOLIDAY, JR., Executive Director



STATE OF ILLINOIS)
) SS
COUNTY OF COOK)


Chicago City Clerk-Council Div.
2023 MAR 15 PM4:39

We, the undersigned Commissioners of the Board of Election Commissioners for the City of Chicago, do hereby certify and declare that the foregoing is a correct tabulated statement of the returns and proclamation of the results of the canvass of the election returns for each candidate for the offices designated in said statement and for all ballot propositions in each of the precincts in all of the wards in the City of Chicago, County of Cook, State of Illinois at the February 28, 2023 Municipal General and Alderperson Elections and those candidates for Mayor, City Clerk, City Treasurer and Alderperson (per ward) who received a majority of the votes cast for each office, and the three candidates who receive the highest number of votes for Police District Council Member (per district), are hereby declared elected to such offices.


IN TESTIMONY, we hereunto set our hands in the City of Chicago, in said County and State, this 15th day of March, 2023.



Marisel A. Hernandez, Chair



William J. Kresse, Secretary-Commissioner



June A. Brown, Commissioner

Commissioners,
Board of Election Commissioners,
City of Chicago

