



Office of the Chicago City
Clerk



Or2012-134

Office of the City Clerk

City Council Document Tracking Sheet

Meeting Date:	3/14/2012
Sponsor(s):	Silverstein, Debra L. (50)
Type:	Order
Title:	Issuance of permits for sign(s)/signboard(s) at 2758 W Peterson Ave
Committee(s) Assignment:	Committee on Zoning, Landmarks and Building Standards

Committee on Buildings

(signs)

ORDERED, That the Commissioner of Buildings is hereby directed to issue a sign permit to: (Contractor's name and address)

PARKIN CLAUSS SIGN CO

165 TUBERRY DR.

CAROL STREAM IL 60188

630 510 2020

for the erection of a sign/signboard over 24 feet in height and/or over 100 square feet (in area of one face) at: (Business NAME & ADDRESS)

CITGO


2758 W PETERSON AVE

Dimensions: length 7' 0" height 15' 8"

height above grade/roof to top of sign 24'

TOTAL SQUARE FOOT AREA 110

Such sign(s) shall comply with all applicable provisions of TITLE 17 of the Chicago Zoning Ordinance and all other applicable provisions of the Municipal Code of the City of Chicago governing the construction and maintenance of outdoor signs, signboards and structures.


Alderman, Ward

Parvin-Clauss SIGN COMPANY

Design • Fabrication • Installation • Maintenance
145 Toward Drive • Carol Stream, Illinois 60158
Tel: 630-310-2020 • Fax: 630-310-2024
e-mail: signs@parvinclauss.com
www.parvinclauss.com

PROJECT:

Texor
Petroleum Company

2758 W. Peterson
CHICAGO

CUSTOMER APPROVAL:

DATE _____

AUTHORIZED SIGNATURE _____

REPRESENTATIVE
Brian Newton

DRAWN BY
Bill Goodwyn

DATE
7.13.11

SCALE
1/4" = 1'

SHEET NO.
1 of 5


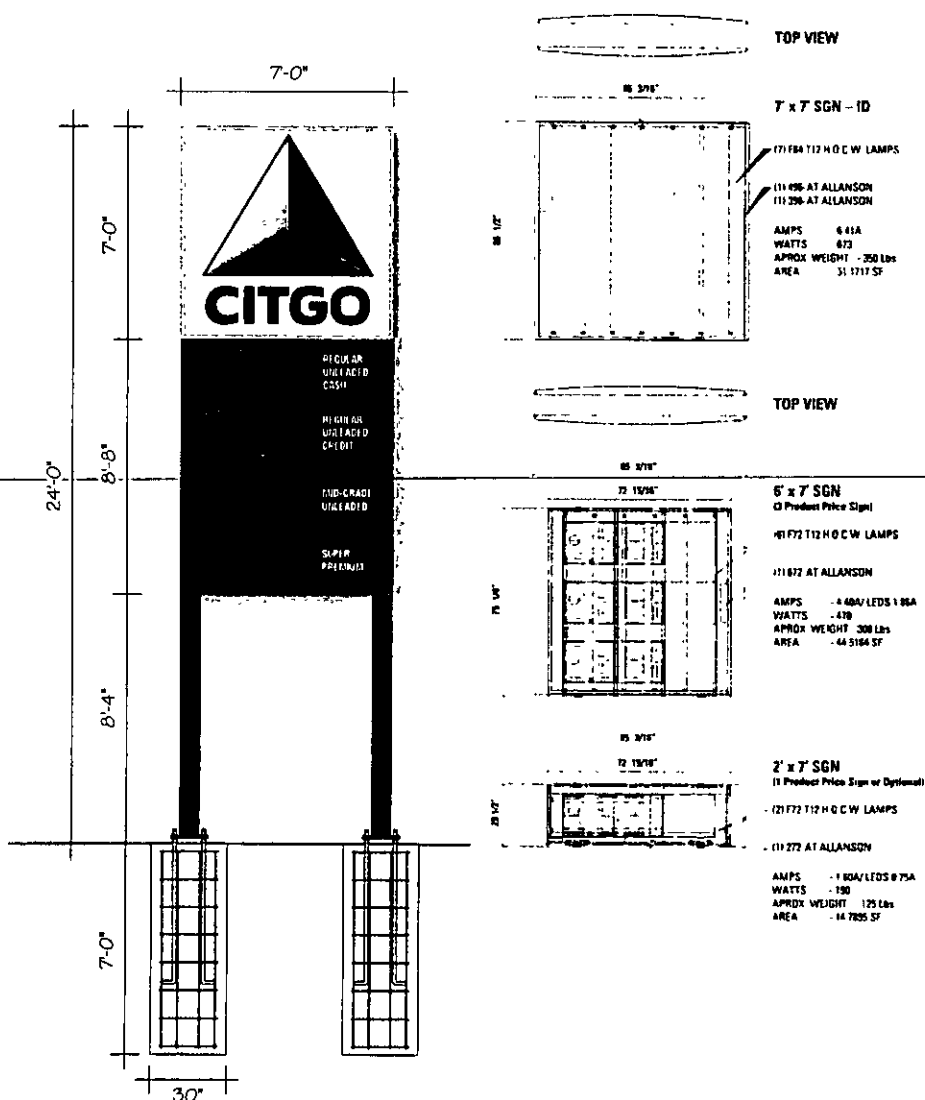
WORK ORDER
#64272

FILE NAME
tex64272

PRINT INFO

REVISIONS:

1	7.13.11
2	8.3.11 no change
3	8.9.11 no change
4	10.24.11
5	11.8.12
6	2.15.12
7	2.20.12
8	2.23.12 (bm)
9	
10	



Proposed new sign

Install (1) Citgo LED double face pylon sign

Model 7 ft. Euro Sign System w/ 4 Product LED Price Sign

Poles: 8" x 6" x 1/4" W.T. A500 20' Grade B Steel Tubes

Baseplates: 1 1/2" x 9" x 15"

Anchor bolts: 1.125" x 56" w/ 6" hook and 6" thread

Foundation: 30" diameter x 7'-0" deep reinforced concrete



CITY OF CHICAGO

DEPARTMENT OF BUILDINGS

Sign Permit Application

APPROVAL NUMBER	APPLICATION NUMBER 100429290	ANNUAL FEE	WORK CODE	DRAWINGS ATTACHED <input type="checkbox"/> YES <input type="checkbox"/> NO			
DATE OF APPLICATION 02/23/2012			TYPE OF SIGN FLAT OR BOX				
ADDRESS OF SIGN 2758 W PETERSON AVE, 60659-			LENGTH 7	FT 0	HEIGHT 15	IN 7	
BUILDING	ORIGINAL PERMIT NUMBER		AREA 109	SQ FT	WEIGHT 375	LBS.	
TYPE OF PERMIT NEW CONSTRUCTION (SIGN)			SIGN HEIGHT ABOVE GRADE/ROOF 24				
PAYER OF ANNUAL INSPECTION DITTMORE, PHIL 2758 W PETERSON AVE CHICAGO, IL 60659 (708)442-4727			SHAPE OF SIGN REGULAR				
SIGN MANUFACTURER PARVIN-CLAUSS SIGN CO			SIGN WILL READ CITGO				
ADDRESS WHERE SIGN CAN BE SEEN PRIOR TO ERECTION			NO OF LAMPS 14				TOTAL WATTAGE 120
TICKET NUMBER 0			TYPE OF LAMP FLUORESCENT				
REINSPECTION CONTROL NUMBER			NO OF BALLAST/TRANSFORMERS				INPUT OF TRANSFORMERS
TYPE OF SUPPORT FOR SIGN POLE			CONTRACTOR WILL INSTALL <input checked="" type="checkbox"/> N <input type="checkbox"/> Y				FEEDERS CUSTOMER LEADS
SIGN BOARD SUPPORT MEMBERS STEEL			TYPE OF SWITCH KNIFE				
ANNUAL FEE CONSTRUCTION FEE 1017 B FEE TOTAL FEE AMOUNT PAID BALANCE DUE			LOCATION OF SWITCH OUTSIDE SIGN				
Check # for Zoning			SIGN LOCATION INSTALL ONE ILLUMINATED PYLON SIGN TO THE NORTHWEST CORNER OF THE PROPERTY, TO READ CITGO. SIGN IS BEHIND PROPERTY LINE SO NO PUBLIC WAY USE IS REQUIRED.				
Check # for DCAP							

The undersigned certify that the statements in this application are true and correct and that all work done under the proposed permit will conform to the requirements of the Chicago Municipal Code

REG NO E93679	BOND NO	REG NO N91444
ELECT CONTR PARVIN-CLAUSS SIGN COMPANY	SIGN ERECTOR PARVIN-CLAUSS SIGN CO	SIGNER
ADDRESS 165 TUBEWAY DRIVE CAROL STREAM, IL 60188	ADDRESS 165 TUBEWAY DRIVE CAROL STREAM IL, 60188	
SUPERVISOR SIGNATURE	SIGNATURE	

The permit issued on this application will authorize only signs here applied for. If other signs are to be erected they must be covered by additional permits.

City of Chicago
Rahm Emanuel, MayorDepartment of Buildings
Michael Merchant, Commissioner

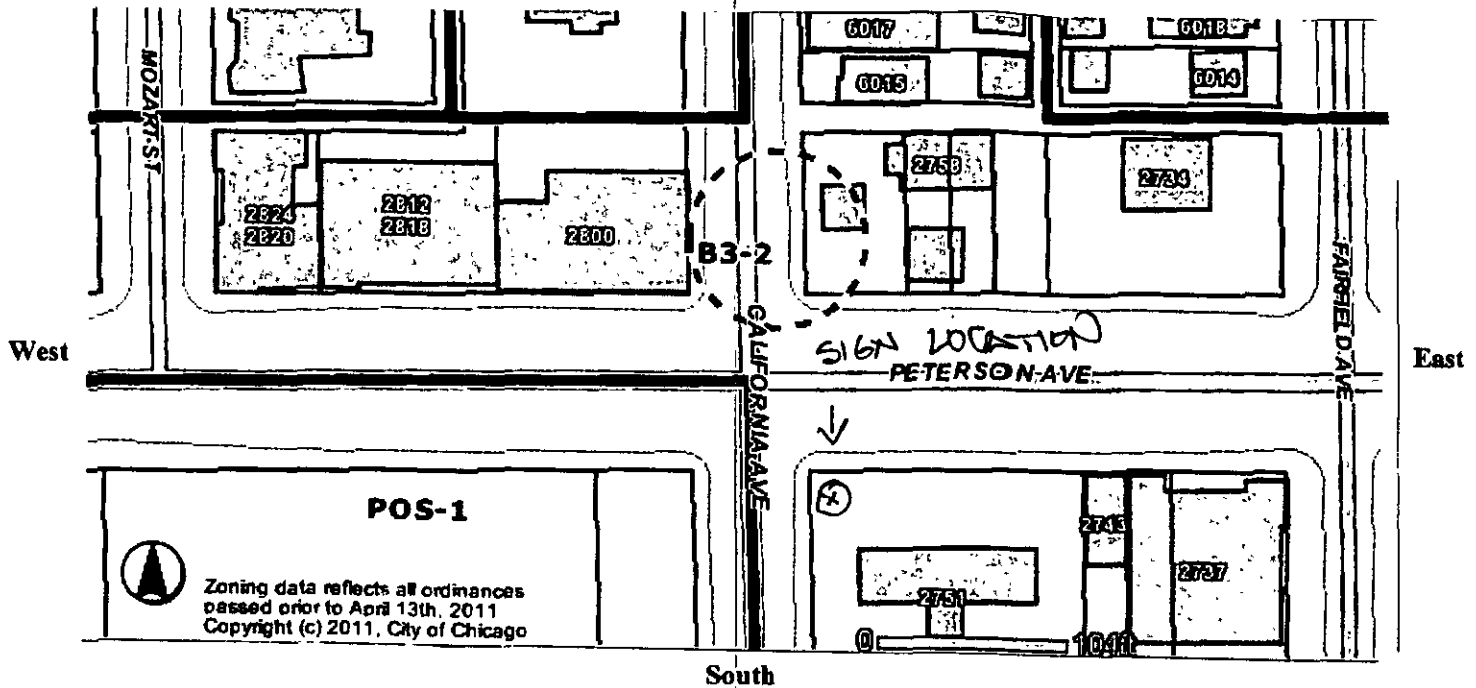
TYPE OF BUSINESS <u>COM GAS STATION</u> Other: _____ Name _____ LIC # _____ Renewal Date _____	SIGN BOND REQUIRED? <input type="checkbox"/> YES COUNCIL ORDER REQUIRED <input type="checkbox"/> YES IS SPECIAL PERMISSION REQUIRED FROM CHIEF ELECTRICAL <input type="checkbox"/> YES IF YES, ATTACH LETTER OF REQUEST
Projects Over: <input checked="" type="checkbox"/> Private Property <input checked="" type="checkbox"/> Public Way Grant Permit #: _____ <input type="checkbox"/> Planned Development/Manufacturing PMD/PD# _____ Zoning District: <u>B3</u> Other: _____	TIME STAMP
TYPE OF SIGN: <input type="checkbox"/> ADVERTISING <input checked="" type="checkbox"/> ILLUMINATE <input type="checkbox"/> MOVEABLE <input checked="" type="checkbox"/> BUSINESS <input type="checkbox"/> FLASHING	
TOTAL STREET FRONTAGE OF LOT (IN FEET) <u>355</u>	
TOTAL AREA OF NEW SIGN (SQ FT) <u>109</u>	
TOTAL AREA OF ALL SIGNS ON LOT (SQ FT) <u>110</u>	
HEIGHT OF SIGN ABOVE GRADE (TO TOP) <u>39ft 7in</u>	
DISTANCE OF CURB LINE OUTER EDGE (ft) <u>20</u> DISTANCE OF STRUCTURE INNER EDGE (ft) <u>27</u>	SIGN CLERK APPROVED FOR PERMIT
DISTANCE FROM (ft) A PUBLIC PARK (OVER 10 ACRES) <u>1,000</u> B EXPRESSWAY (IF LESS THAN 1,000 FT.) <u>1,000</u> C. RESIDENCE DISTRICT (ADVERTISING SIGNS ONLY) <u>1,000</u>	REMARKS
IF REPLACEMENT SIGN OR CHANGE OF FACE, WHAT DOES THE EXISTING SIGN READ? Original Payee: _____	
Landmark Hold: <input type="checkbox"/> Status: _____	
ZONING (OFFICE USE ONLY)	

CITY OF CHICAGO
DEPARTMENT OF ZONING AND LAND USE PLANNING
SIGN SITE PLAN
(ALL INFORMATION MUST BE COMPLETED AND LEGIBLE)

Site Address: 2758 W PETERSON 1 of 1 applications

Sign Company: PARLIN-CLAUSE SIGN (Rep Name: MARY CLAUSE)

Phone (30) 510 2020 EXT (Below: Building, streets and location of sign on lot or structure)
North



SIGN USE:

Bus. ID (On-premise) ☒
Business Lice. # ☐

Advertising (Off-premise) ☐

PERMIT TYPE:

New Construction ☒
Change of Face ☐
Previous Permit # ☐

TYPE OF SIGN:

Flat Wall ☐
Freestanding ☒
Awning ☐
Marquee ☐
High Rise Building ☐
Projecting Private ☐
Projecting Public Way ☐
Public Way Use -Permit # ☐

SIGN CHARACTERISTICS:

Non-Illuminated ☐
Illuminated ☒
Changing Image ☐
Video Display ☐
Flashing ☐

DISTANCE FROM:

Curb Line: 20
Expressway, Toll Roads
or Major Route
(n/a if over 1000 ft) 1000
Park (over 10 acres) 1000
Residential Zone 1000
Existing Off-premise on
same side of street: NO

TOTAL SQUARE FOOTAGE:

Square footage of this proposed sign 110
Gross area of all proposed signs 110
Area of all existing signs
(not including proposed) on Zoning Lot

Signature: Mary Clause
(Revised 4/10)

Date: 2/23/12