



# City of Chicago



Or2014-44

Office of the City Clerk

## Document Tracking Sheet

<b>Meeting Date:</b>	2/5/2014
<b>Sponsor(s):</b>	Cardenas (12)
<b>Type:</b>	Order
<b>Title:</b>	Issuance of permits for sign(s)/signboard(s) at 4658 S California Ave
<b>Committee(s) Assignment:</b>	Committee on Zoning, Landmarks and Building Standards

**Committee on Zoning, Landmarks, and Building Standards**

**(Signs)**

**ORDERED, That the Commissioner of Buildings is hereby directed to issue a sign permit to: (Contractor's name and address)**

Corporate ID Solutions

5563 North Elston Avenue

Chicago, Illinois 60630

**for the erection of a sign/signboard over 24 feet in height and/or over 100 square feet (in area of one face) at: (Business Name & Address)**

Shell Gas

4658 South California Avenue

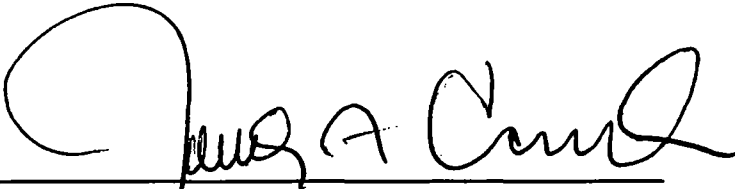
Chicago, Illinois 60632

**Dimensions: Length 7 feet 2 inches Height 15 feet 10 inches**

**Height above grade/roof to top of sign 23 feet 10 inches**

**TOTAL SQUARE FOOT AREA: 113 feet**

**Such sign(s) shall comply with all applicable provisions of TITLE 17 of the Chicago Zoning Ordinance and all other applicable provisions of the Municipal Code of the City of Chicago governing the construction and maintenance of outdoor signs, signboards and structures.**

  
**GEORGE A. CARDENAS**  
**Alderman, 12th Ward**

# CITY OF CHICAGO DEPARTMENT OF BUILDINGS



## Sign Permit Application

APPROVAL NUMBER	APPLICATION NUMBER 100525394	ANNUAL FEE	WORK CODE	DRAWINGS ATTACHED <input type="checkbox"/> YES <input type="checkbox"/> NO
-----------------	---------------------------------	------------	-----------	--

DATE OF APPLICATION 01/28/2014		TYPE OF SIGN FLAT OR BOX			
ADDRESS OF SIGN 4658 S CALIFORNIA AVE, 60632-		LENGTH	FT. 7	IN. 2	HEIGHT
BUILDING		SQ. FT. 113		WEIGHT	LBS. 500
ORIGINAL PERMIT NUMBER		SIGN HEIGHT ABOVE GRADE/ROOF			FT. 8
TYPE OF PERMIT NEW CONSTRUCTION (SIGN)					
PAYER OF ANNUAL INSPECTION YAQOOB, MOHAMMAD 4658 S CALIFORNIA AVE CHICAGO, IL 60632 (773)523-4145					
SIGN MANUFACTURER FEDERAL HEATH					
ADDRESS WHERE SIGN CAN BE SEEN PRIOR TO ERECTION					
TICKET NUMBER 0		REINSPECTION CONTROL NUMBER			
TYPE OF SUPPORT FOR SIGN GROUND STRUCTURE					
SIGN BOARD SUPPORT MEMBERS STEEL					
ANNUAL FEE					
CONSTRUCTION FEE		200.00			
1017 B FEE					
TOTAL FEE		200.00			
AMOUNT PAID		200.00			
BALANCE DUE					
		Check # for Zoning			
		Check # for DCAP			

SHAPE OF SIGN REGULAR	
SIGN WILL READ SHELL FOOD MART ATM	
NO. OF LAMPS 4	TOTAL WATTAGE 480
TYPE OF LAMP OTHER	
NO. OF BALLAST/TRANSFORMERS 5	INPUT OF TRANSFORMERS
CONTRACTOR WILL INSTALL	<input checked="" type="checkbox"/> FREEDERS <input checked="" type="checkbox"/> CUSTOMER LEADS
TYPE OF SWITCH KNIFE	
LOCATION OF SWITCH OUTSIDE SIGN	
SIGN LOCATION SHELL GAS LED PRICE SIGN	

The undersigned certify that the statements in this application are true and correct and that all work done under the proposed permit will conform to the requirements of the Chicago Municipal Code

ELECT CONTR LITE ZONE ELECTRIC	REG. NO. E93308
ADDRESS 7943 N. KENNETH SKOKIE, IL 60076-	SIGN ERECTOR CORP.ID SOLUTIONS INC
SUPERVISOR SIGNATURE 	ADDRESS 5563 N ELSTON AVE CHICAGO X IL, 60630
	SIGNER 

The permit issued on this application will authorize only signs here applied for. If other signs are to be erected they must be covered by additional permits

City of Chicago  
Rahm Emanuel, Mayor



Department of Buildings  
Felicia Davis, Commissioner

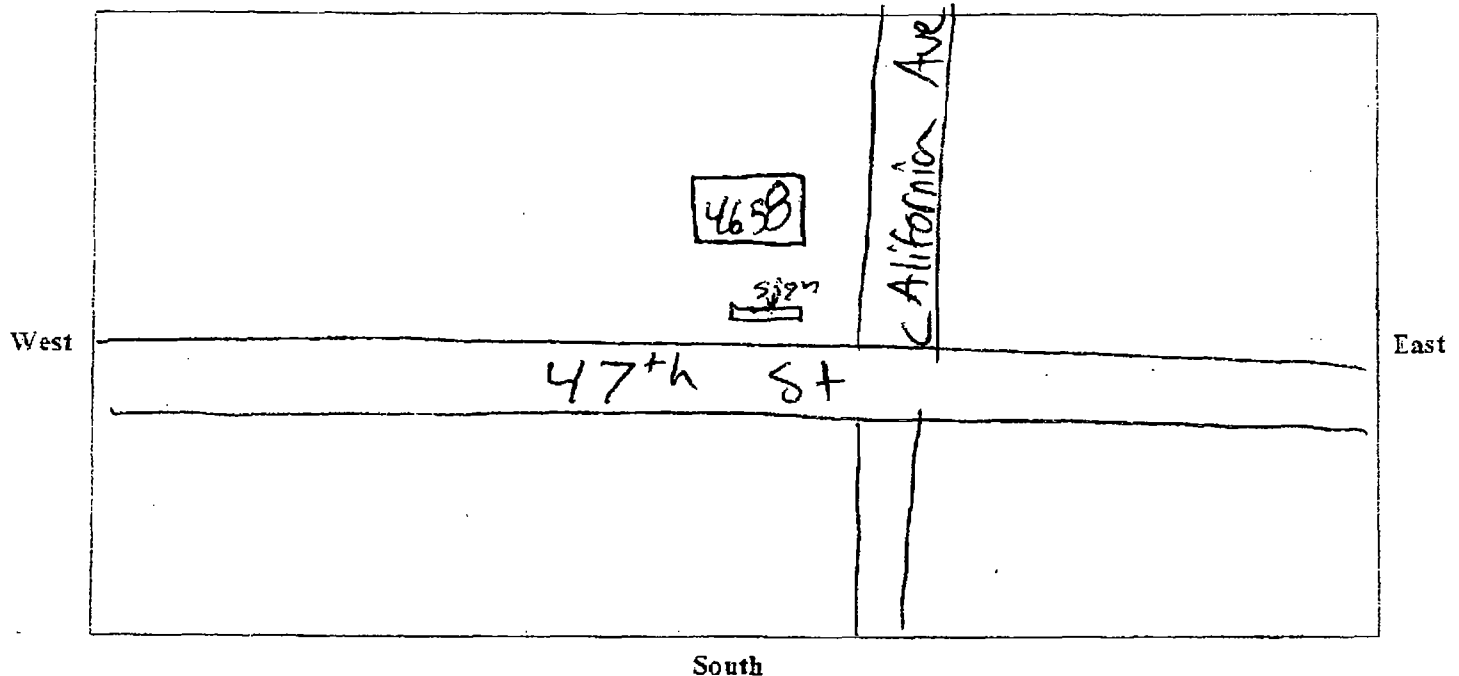
Page 2 of 2

**CITY OF CHICAGO**  
**DEPARTMENT OF ZONING AND LAND USE PLANNING**  
**SIGN SITE PLAN**  
 (ALL INFORMATION MUST BE COMPLETED AND LEGIBLE)

Site Address: 4658 S. California Ave 1 of 1 applications

Sign Company: Corporate ID Solutions Rep Name: Sean Patchford

Phone (773) 763-9600 EXT \_\_\_\_\_ (Below: Building, streets and location of sign on lot or structure)  
 North

**SIGN USE:**

Bus. ID (On-premise)

Business Lice. # \_\_\_\_\_

rise) \_\_\_\_\_

**PERMIT TYPE:**

New Construction

Change of Face

Previous Permit # \_\_\_\_\_

**TYPE OF SIGN:**

Flat Wall

Freestanding

Awning

Marquee

High Rise Building

Projecting Private

Projecting Public Way

Public Way Use -Permit # \_\_\_\_\_

**SIGN CHARACTERISTICS:**

Non-Illuminated

Illuminated

Changing Image

Video Display

Flashing

**DISTANCE FROM:**Curb Line: 10'

Expressway, Toll Roads

or Major Route

(n/a if over 1000 ft) N/APark (over 10 acres) N/AResidential Zone 250ft

Existing Off-premise on

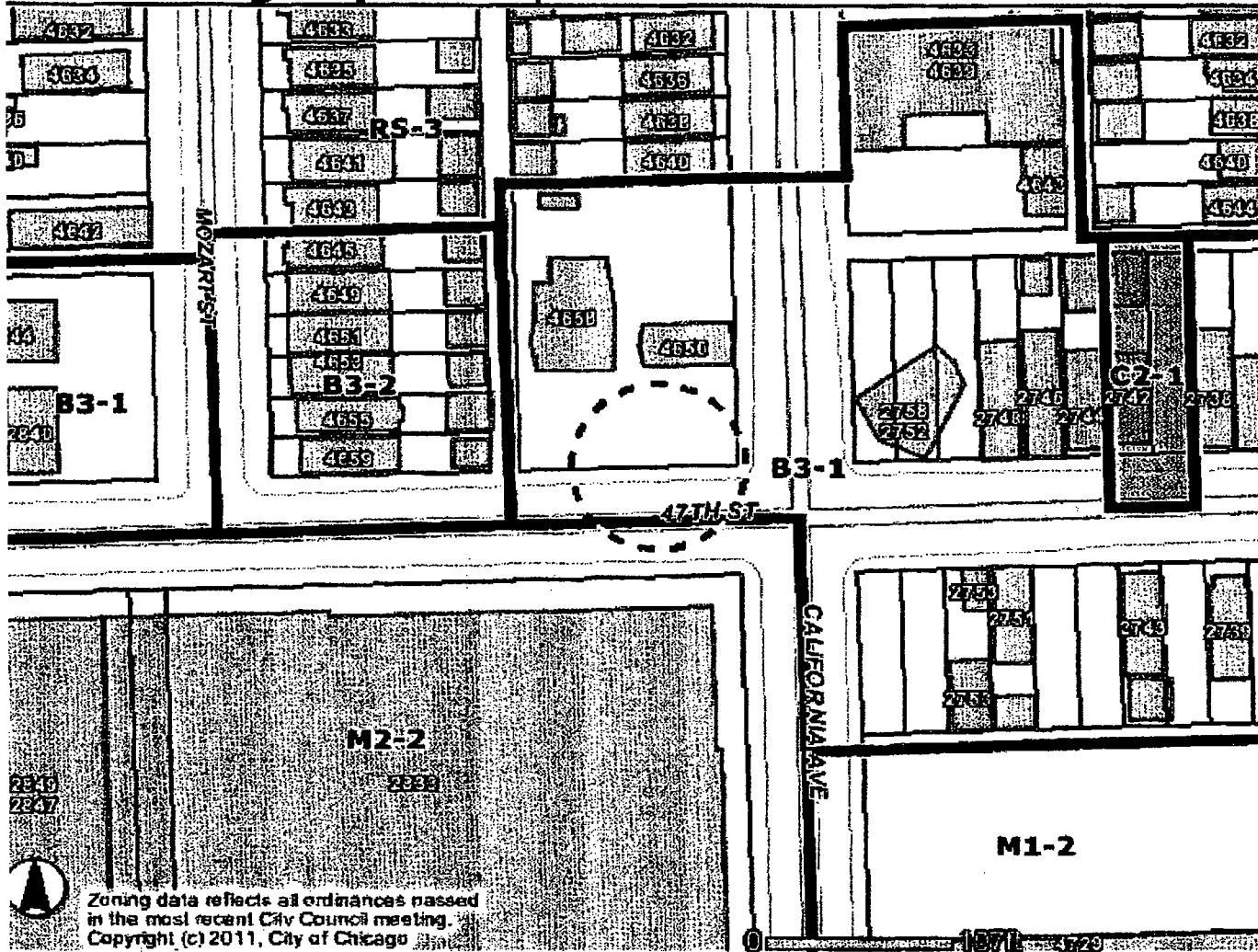
same side of street: N/A**TOTAL SQUARE FOOTAGE:**Square footage of this proposed sign 117ft<sup>2</sup>Gross area of all proposed signs 117ft<sup>2</sup>

Area of all existing signs

(not including proposed) on Zoning Lot 100ft<sup>2</sup>Signature: [Signature]Date: 1/28/2014

## Zoning map

WRITTEN ON: 1/20/2014 3:45 P.M.

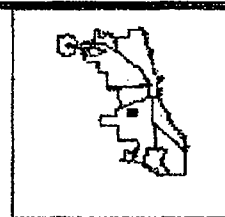


Zoning data reflects all ordinances passed in the most recent City Council meeting.  
Copyright (c) 2011, City of Chicago

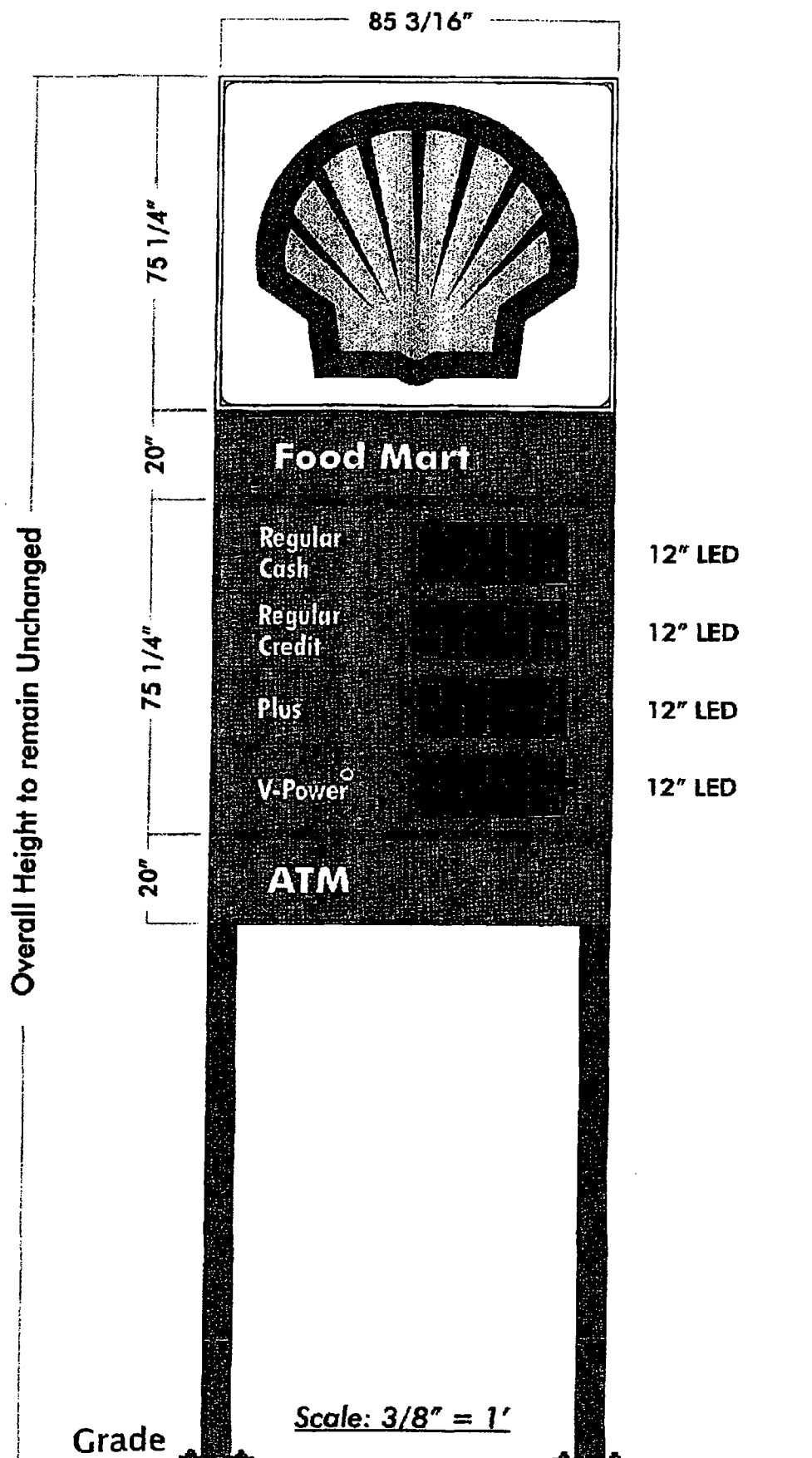
**dress**

**58 S CALIFORNIA AVE**

<b>Zoning</b>	<b>Historic Preservation</b>	<b>Other</b>
Business	<b>CHICAGO LANDMARKS</b>	Lakefront
Commercial	Chicago Landmarks	Pedestrian Streets
Manufacturing	Landmark Districts	Buildings
Residential	<b>Chicago Historic Resources Survey - Buildings subject to Demolition-Delay Ordinance</b>	Parcels
Planned Development	Red	Streets
Planned Manufacturing	Orange	Curbs
Downtown Core	Water	Forest Preserve
Downtown Service	Cemetery	City Boundary
Downtown Mixed	Municipalities	
Downtown Residential		
Transportation		
Parks & Open Space		
Zoning Boundaries		



nation provided on the City of Chicago web site should not be used as a substitute for legal, accounting, real estate, business, tax, or professional advice. The City of Chicago assumes no liability for any damages or loss of any kind that might arise from the use of, or the inability to use the City web site and/or the materials contained on the web site. The City of Chicago also assumes no liability for improper or incorrect use of materials or information contained on its web site. All materials that appear on the City of Chicago website are distributed and transmitted as is, without warranties of any kind, either express or implied, and subject to the terms and conditions stated in this disclaimer.

**7' RVI Monolith****FEDERAL  
HEATH**SIGN COMPANY  
www.FederalHeath.com1500 North Bolton • Jacksonville, Texas 75746  
(983) 589-2100 • Fax (983) 589-2101

Building Quality Signage Since 1901

Revisions:

- 1
- 2
- 3
- 4
- 5
- 6
- 7

Account Rep: Dan Hull

Project Manager: A. Martinez

Drawn By: Mike Lees

Project / Location: 4658 S CALIFORNIA

**Shell**  
RVI

Underwriters Laboratories Inc. ELECTRICAL TO OREIL L. LISTED COMPONENTS AND SHALL MEET ALL N.E.C. STANDARDS

ALL ELECTRICAL SIGNS ARE TO COMPLY WITH N.E.C. 11 AND ARTICLE 605 OF THE N.E.C. STANDARDS, INCLUDING THE PROPER GROUNDING AND BONDING OF ALL SIGNS

THIS DRAWING IS YOUR FINAL PROOF:  
IT SUPERCEDES ALL VERBAL AND  
WRITTEN COMMUNICATION BY SIGNING  
BELOW YOU ARE AUTHORIZING US TO  
MANUFACTURE TO THESE SPECIFICATIONS.

Client Approval/Date:

This original drawing is provided as part of a  
planned project, and is not to be exhibited, copied or  
reproduced without the written permission of  
Federal Heath Sign Company, LLC or its  
authorized agent. © 2008

Colors Depicted in This Rendering May Not Match  
Actual Material Finishes. Refer to Product Samples  
For Exact Color Match.

Job Number: 136166

Date: 11.1.13

Sheet Number: 1 or 1

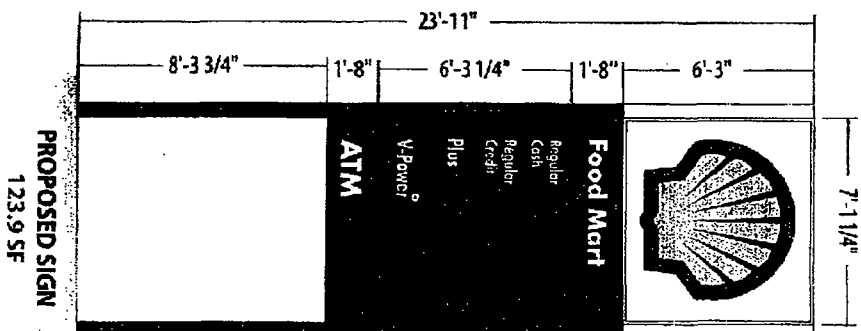
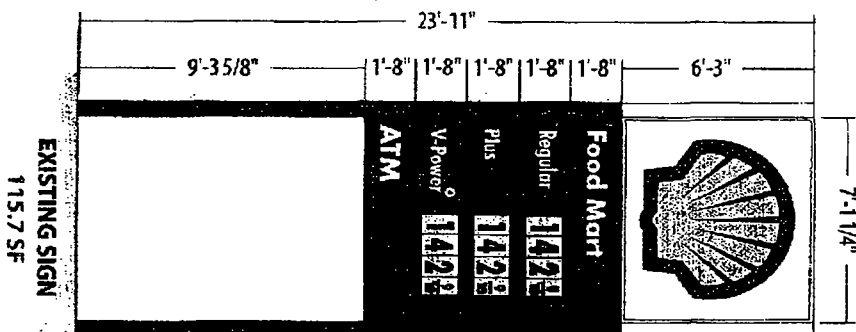

File Name: SH136166 e

Design Number:

SHELL

4658 S. CALIFORNIA | CHICAGO, IL | MID

PAGE: 1 of 1



**CORPORATE  
IDENTIFICATION  
SOLUTIONS**

CUSTOMER  
SHELL  
SITE NUMBER  
4658 S. California

LOCATION  
Chicago, IL  
ACCOUNT REP  
Ben DelHayes

DRAWN BY  
SW  
DATE  
01/14/14  
REVISION  
01  
SCALE  
1"=12'

CORPORATE ID SOLUTIONS  
5563 N. Elston Ave.  
Chicago, IL 60630  
P: 773-763-9600 | F: 773-763-9606  
www.corporateidsolutions.com

**CUSTOMER ACCEPTANCE**  
THIS DRAWING IS THE PROPERTY OF CORPORATE IDENTIFICATION SOLUTIONS, INC., CHICAGO, ILLINOIS, AND CONTAINS PROPRIETARY AND CONFIDENTIAL INFORMATION. IT IS TO BE USED ONLY BY THE CUSTOMER AND NOT TO BE REPRODUCED, COPIED, OR TRANSMITTED IN ANY FORM OR BY ANY MEANS, ELECTRONIC OR MECHANICAL, INCLUDING PHOTOCOPYING, RECORDING, OR BY ANY INFORMATION STORAGE AND RETRIEVAL SYSTEM. WITHOUT THE WRITTEN CONSENT OF CORPORATE IDENTIFICATION SOLUTIONS, INC., NO PART OF THIS DRAWING IS TO BE REPRODUCED OR TRANSMITTED IN ANY FORM OR BY ANY MEANS, ELECTRONIC OR MECHANICAL, INCLUDING PHOTOCOPYING, RECORDING, OR BY ANY INFORMATION STORAGE AND RETRIEVAL SYSTEM.

SIGNATURE \_\_\_\_\_ DATE \_\_\_\_\_

ONE



## ELECTRICAL WIRING INFORMATION

- (A) Black/ White/ Green 120V 60HZ Ballast Power 1.8 amps
- (B) Blue/ White/ Green Twisted LED II Power Leads
- (C) Dedicated Receptacle w/ Fuse
- (D) Lamp Relay Control Box

### COLUMN SPECS.

Drill & tap (4) 5/16"Ø for  
3/8" - 16 Holes &  
(1) 23/32"Ø - 14 NPT  
For Electrical  
Outlet

### REAR FACE PANEL & LED II DISPLAY SLAVE SIDE

