



City of Chicago



Or2014-158

Office of the City Clerk

Document Tracking Sheet

Meeting Date: 4/2/2014

Sponsor(s): Waguespack (32)

Type: Order

Title: Issuance of permits for sign(s)/signboard(s) at 2333 N Seeley Ave

Committee(s) Assignment: Committee on Zoning, Landmarks and Building Standards

Committee on Zoning, Landmarks and Building Standards

ORDERED, That the Commissioner of Buildings is hereby directed to issues a sign permit to:

Lincoln Services, Inc.
P.O. Box 64479
Chicago, IL 60664


For the erection of a sign/signboard over 24 feet in height and/or over 100 square feet (in area of one face) at:

2333 N. Seeley, Chicago, IL 60647

Dimensions: Length 12 feet; Height 10 feet
Height above grade / roof to top of sign: 14 feet
TOTAL SQUARE FOOT AREA: 120 square feet

Such sign(s) shall comply with all applicable provisions of Title 17 of the Chicago Zoning Ordinance and all other applicable provisions of the Municipal Code of the City of Chicago governing the construction and maintenance of outdoor signs, signboards and structures.

2333 N. Seeley, Chicago, IL 60647
(Application No. 100490229)



Alderman Scott Waguespack, 32nd Ward



CITY OF CHICAGO

DEPARTMENT OF BUILDINGS**Sign Permit Application**

APPROVAL NUMBER	APPLICATION NUMBER 100490229	ANNUAL FEE	WORK CODE	DRAWINGS ATTACHED <input type="checkbox"/> YES <input type="checkbox"/> NO
DATE OF APPLICATION 05/11/2013	ADDRESS OF SIGN 2333 N SEELEY AVE, 60647-		TYPE OF SIGN FLAT OR BOX	
BUILDING	ORIGINAL PERMIT NUMBER	LENGTH 12	FT. 0	IN. 0
TYPE OF PERMIT NEW CONSTRUCTION (SIGN)		HEIGHT 10	FT. 0	IN. 0
PAYER OF ANNUAL INSPECTION KUPINSKI, MIKE 1944 N HONORE ST CHICAGO, IL 60622 (773)817-1077 x		AREA 120	WEIGHT	LBS. 250
SIGN MANUFACTURER BILLBOARDS, INC		SIGN HEIGHT ABOVE GRADE/ROOF		FT. 14
ADDRESS WHERE SIGN CAN BE SEEN PRIOR TO ERECTION		SHAPE OF SIGN REGULAR		
TICKET NUMBER 0	REINSPECTION CONTROL NUMBER	SIGN WILL READ MIDWEST APPLIANCE PARTS		
TYPE OF SUPPORT FOR SIGN BUILDING		NO. OF LAMPS 3	TOTAL WATTAGE 1200	
SIGN BOARD SUPPORT MEMBERS WOOD		TYPE OF LAMP HIGH DENSITY DISCHARGE		
ANNUAL FEE		NO. OF BALLAST/TRANSFORMERS 3	INPUT OF TRANSFORMERS 120V	
CONSTRUCTION FEE	400.00	CONTRACTOR WILL INSTALL <input checked="" type="checkbox"/> FEEDERS <input checked="" type="checkbox"/> CUSTOMER LEADS		
1017 B FEE		TYPE OF SWITCH KNIFE		
TOTAL FEE	400.00	LOCATION OF SWITCH OUTSIDE SIGN		
AMOUNT PAID	200.00	SIGN LOCATION PERMIT EXISTING WALL BUSINESS ID SIGN TO READ MIDWEST APPLIANCE PARTS. THE SIGN IS TWO FEET ABOVE ROOF LINE.		
BALANCE DUE	\$ 200.00			

The undersigned certify that the statements in this application are true and correct and that all work done under the proposed permit will conform to the requirements of the Chicago Municipal Code

REG. NO.	E94475	BOND NO.	REG. NO.	N93194
ELECT CONTR	PNA ELECTRICAL SERVICES INC.	ELECTR	SIGN ERECTOR	LINCOLN SERVICES
ADDRESS	6454 S. TALMAN AVENUE CHICAGO, IL 60629	SIGNER	ADDRESS	P.O. BOX 64479 CHICAGO IL, 60664
SUPERVISOR SIGNATURE	<i>[Signature]</i>	SIGNATURE	<i>[Signature]</i>	

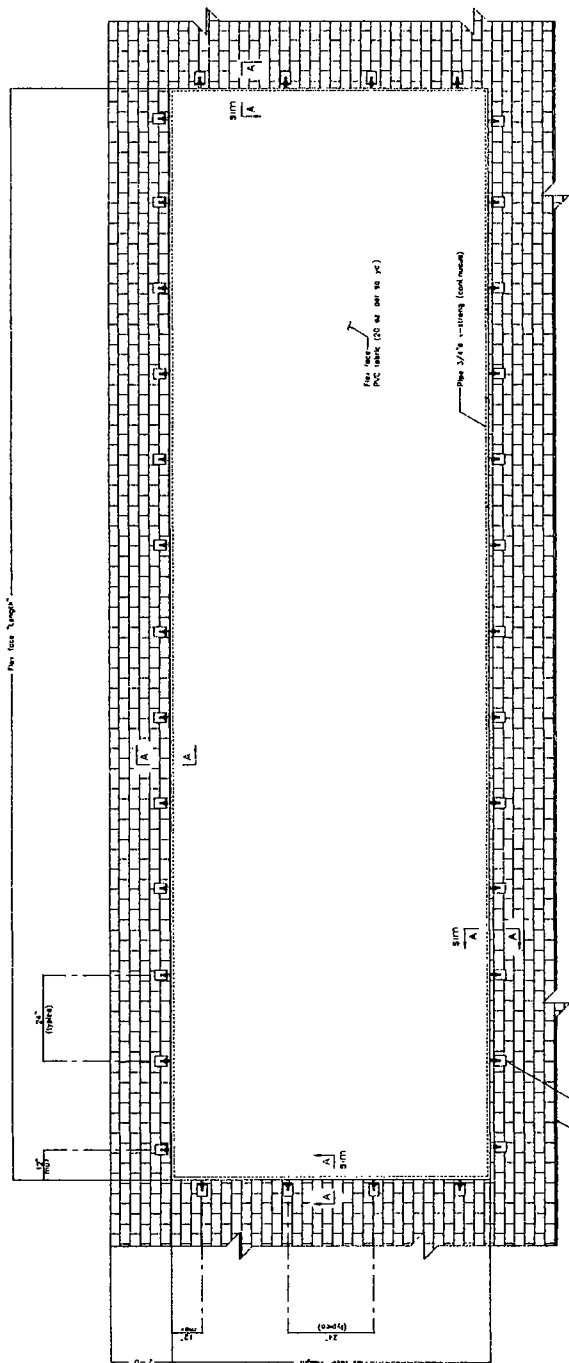
The permit issued on this application will authorize only signs here applied for. If other signs are to be erected they must be covered by additional permits.

City of Chicago
Rahm Emanuel, MayorDepartment of Buildings
Felicia Davis, Commissioner

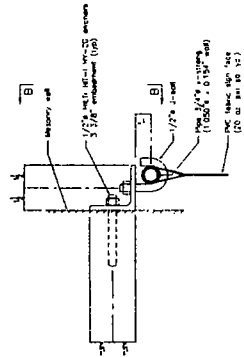
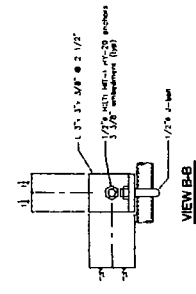
TYPE OF BUSINESS COMMERCIAL Other: _____ Name: MIDWEST APPLIANCE PARTS LIC #: _____ Renewal Date: 11/15/2015	SIGN BOND REQUIRED? <input checked="" type="checkbox"/> YES COUNCIL ORDER REQUIRED <input checked="" type="checkbox"/> YES IS SPECIAL PERMISSION REQUIRED FROM CHIEF ELECTRICAL <input type="checkbox"/> YES IF YES, ATTACH LETTER OF REQUEST TIME STAMP
Projects Over: <input checked="" type="checkbox"/> Private Property <input checked="" type="checkbox"/> Public Way Grant Permit #: _____ <input type="checkbox"/> Planned Development/Manufacturing PMD/PD#: _____ Zoning District: M3 Other: _____	TYPE OF SIGN: <input type="checkbox"/> ADVERTISING <input checked="" type="checkbox"/> ILLUMINATE <input type="checkbox"/> MOVEABLE <input checked="" type="checkbox"/> BUSINESS <input type="checkbox"/> FLASHING
TOTAL STREET FRONTAGE OF LOT (IN FEET) _____ 25 TOTAL AREA OF NEW SIGN (SQ. FT.) _____ 120 TOTAL AREA OF ALL SIGNS ON LOT (SQ. FT.) _____ 120 HEIGHT OF SIGN ABOVE GRADE (TO TOP) _____ 24ft 0in	SIGN CLERK _____ APPROVED FOR PERMIT _____
DISTANCE OF CURB LINE OUTER EDGE (ft) _____ 60 DISTANCE OF STRUCTURE INNER EDGE (ft) _____ 84 DISTANCE FROM (ft): A. PUBLIC PARK (OVER 10 ACRES) _____ 1,000 B. EXPRESSWAY (IF LESS THAN 1,000 FT.) _____ 150 C. RESIDENCE DISTRICT (ADVERTISING SIGNS ONLY) _____ 150	REMARKS
IF REPLACEMENT SIGN OR CHANGE OF FACE, WHAT DOES THE EXISTING SIGN READ? Original Payee: _____ Landmark Hold: <input type="checkbox"/> Status: _____	
ZONING (OFFICE USE ONLY)	

18'

Per Face Length



FACE ELEVATION



SECTION A-A

NOTES

1. Detail conforms to the Chicago Building Code.
2. Brickwork pattern is 1/2\" x 1\" x 1\".
3. PVC trim shall conform to ASTM D 2688.
4. J-bolts shall be installed in accordance with the manufacturer's instructions.
5. Refer to the manufacturer's literature for the proper installation of the PVC trim.
6. Refer to the manufacturer's literature for the proper installation of the J-bolts.

ENC CAD
 DATE JUNE 1, 2010
 DRAWING NUMBER 10-TWFL

2333 N SEELEY

2333 N Seeley

