



City of Chicago



Or2015-509

Office of the City Clerk

Document Tracking Sheet

Meeting Date:	9/24/2015
Sponsor(s):	Reboyas (30)
Type:	Order
Title:	Issuance of permits for sign(s)/signboard(s) at 3363 N Milwaukee Ave
Committee(s) Assignment:	Committee on Zoning, Landmarks and Building Standards

ORDERED, That the Commissioner of the Building Department is hereby directed to issue a sign permit to: (Contractor's name and address)

JONES Sign Co
1711 Scheuring Rd
De Pere, WI 54115

For the erection of a sign / signboard over twenty-four (24) feet in height and / or over one hundred (100) square feet (in area of one face) at:


✓ On-Premise / Business ID signs: indicate Business Name and Address
Off-Premise / Advertising signs: must indicate that it is for Advertising

DOLLAR TREE
3363 N. Milwaukee Ave
Chicago, IL 60641

Dimensions: 18'5 1/4" x 7' = 129 sq ft

Height above grade: 17' 10"

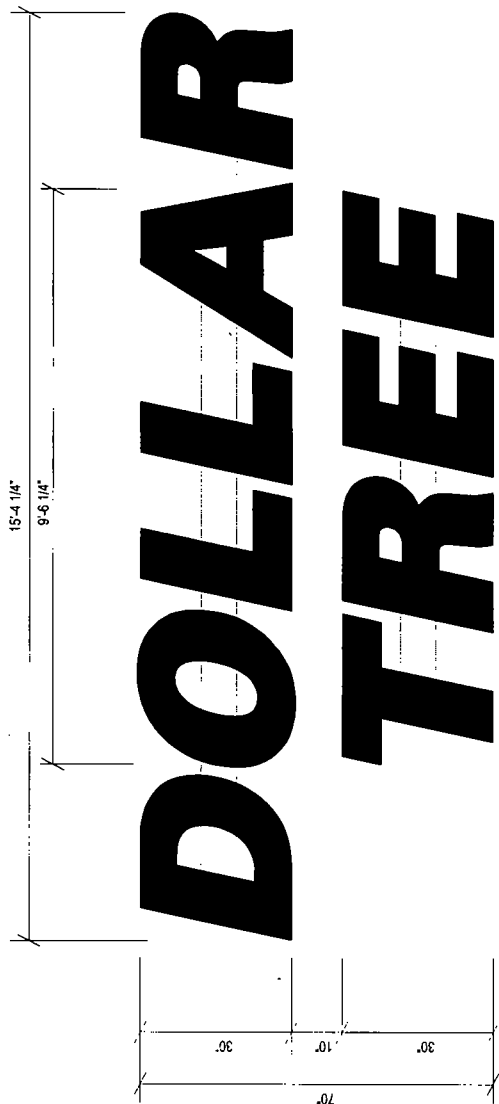
Such signs shall comply with all provisions of Title 17 of the Chicago Zoning Ordinance and all other applicable provisions of the Municipal Code of the City of Chicago governing the construction and maintenance of outdoor signs, sign boards, and structures.


Alderman, 30th Ward

OFFICE OF THE
CITY CLERK

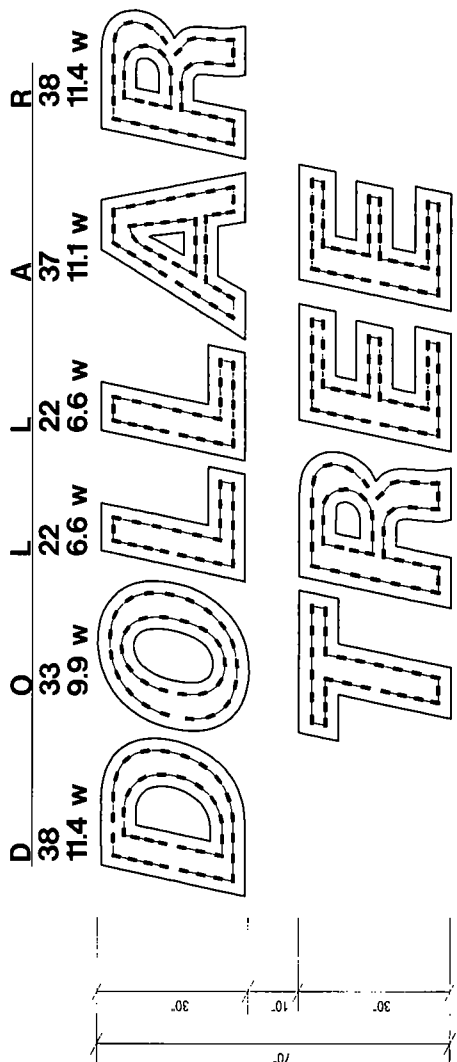
2015 SEP -9 PM 12:31

RECEIVED
#3 1/1



Qty 1	30" Channel Lit Stacked
Sign Type	Face Lit / Raceway Mounted
Material	LED Illuminated
Spur / Today	88.57
Standard	480

1 CHANNEL LETTERS- Face Lit, Raceway Mounted (Stacked)
Scale 1/2"=1'-0"



- COLOR SPECS
- DURANODIC BRONZE
 - VINYL SPECS (COPY)
 - ARLON-2500-156 Vivid Green

330 Modules: .3 GREEN
99.0 Watts
2 Power Supply(s) 60w
*Layout based on can depth no larger than 6"

CHANNEL LETTERS 4 of 8

JONES SIGN
 Your Vision. Accomplished.
 400 MACK DRIVE CROYDON, PA 19021
 PH: 215.788.3898 FX: 215.788.7588

209674-R1
 Location
DOLLAR TREE
 3363 N Milwaukee Ave
 Chicago, IL 60641

Project: EXTERIOR SIGNAGE
 Project Mgr: MM
 Designer: m
 Date: 7-18-15

Project: ADD TENANT PANEL DIMS
 R1 - 07 31 15 JN XXXX
 R2 - 00 00 00 XX XXXX
 R3 - 00 00 00 XX XXXX
 R4 - 00 00 00 XX XXXX
 R5 - 00 00 00 XX XXXX
 R6 - 00 00 00 XX XXXX

DOLLAR TREE

 The DOLLAR TREE logo is a registered trademark of Dollar Tree Stores, Inc. and is used under license. All other marks contained herein are the property of their respective owners. © 2015 Jones Sign Company, Inc.

Qty 1	Qty 2	Qty 3
36" Channel Ltr. Stacked	36" Channel Ltr. Stacked	36" Channel Ltr. Stacked
Face Lit / Raceway Mounted	Face Lit / Raceway Mounted	Face Lit / Raceway Mounted
LED Illuminated	LED Illuminated	LED Illuminated
121	121	121
520	520	520

U.L. LABELS REQUIRED

THIS SIGN IS INTENDED TO BE INSTALLED IN ACCORDANCE WITH THE REQUIREMENTS OF ARTICLE 600 OF THE NATIONAL ELECTRICAL CODE AND OTHER APPLICABLE LOCAL CODES. THESE LABELS PROVEF COMPLIANCE AND NOTIFICATION OF SIGN.

NOTE

A primary disconnect switch shall be externally located at end of sign as stated in the national electrical code section 600.0 (by sign fabricator)

REQUIRED

SIGN 1 - ELECTRICAL DETAILS

(3) 60 W POWER SUPPLIES @ .58 AMPS EACH
TOTAL AMPS. 1.74

(4) 20 AMP 120V CIRCUIT REQUIRED

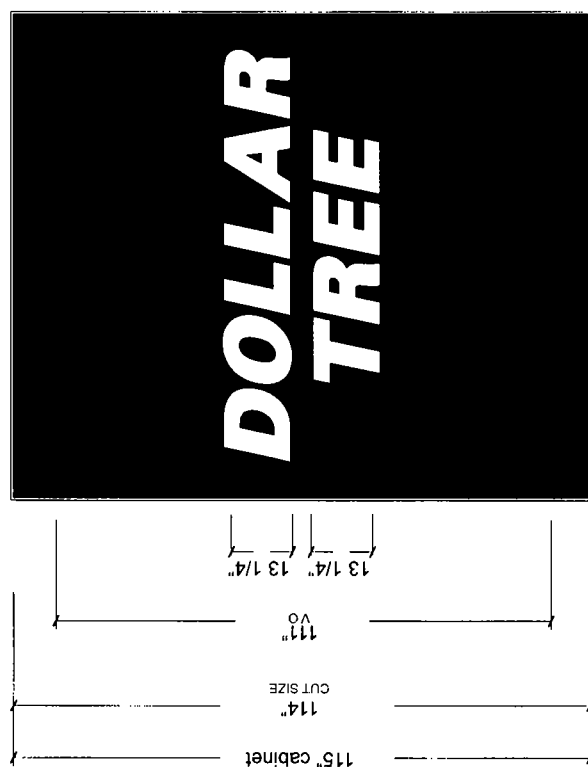
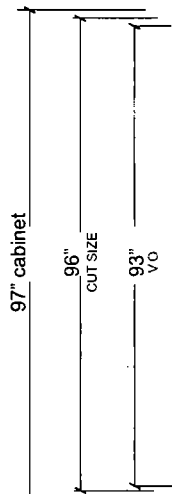


R1 - 07 31.15	JM	AD AWNING, ADD TENANT PANEL DIMS
R2 - 00.00.00	XX	XXXXX
R3 - 00.00.00	XX	XXXXX
R4 - 00.00.00	XX	XXXXX
R5 - 00.00.00	XX	XXXXX
R6 - 00.00.00	XX	XXXXX

[illegible]

DOLLAR TREE

Sign 3	QTY 2 (ONE FACE FOR EA. SIDE)
Sign Type	D/F Tenant Pylon (Reface)
Sign Type	Lexan w/ Vinyl Overlay
Illumination	Fluorescent
Signage Fontage	SAME AS EXISTING
Aluminum Sign	N/A



3 TENANT PANEL - White Lexan w/ Vinyl Overlay

Scale: 1/2"=1'-0"

WORK SCOPE:


INSTALL NEW WHITE LEXAN TENANT PANEL WITH 1ST SURFACE VINYL APPLIED TO FACE CABINET TO BE PAINTED BRONZE

(2) REQUIRED (D/F)

NOTE: Lexan face should be square with radius corners trimmed in the field


VINYL SPECS (COPY)

ARLON-2500-156
Vivid Green



EXISTING - D/F TENANT PYLON

Scale N.T.S



PROPOSED - D/F TENANT PYLON

Scale N.T.S

JONES SIGN
Your Vision. Accomplished.
400 MACK DRIVE CROYDON, PA 19021
PH: 215.788.3898 FX: 215.788.7588

209674-R1
Location: **DOLLAR TREE**
3363 N Milwaukee Ave
Chicago, IL 60641

Project **EXTERIOR SIGNAGE**
Project Mgr **MM** Merlin #
Designer **mm** Date **7-16-15**

REVISION INFO	AD AWNING	ADD TENANT PANEL DIMS
R1 - 07.31.15	JM	XXXX
R2 - 08.03.00	XX	XXXX
R3 - 08.03.00	XX	XXXX
R4 - 08.03.00	XX	XXXX
R5 - 08.03.00	XX	XXXX
R6 - 08.03.00	XX	XXXX

This drawing is submitted for the purpose of providing information only. It is not to be used for construction or other purposes without the express written consent of Jones Sign. The client is responsible for the accuracy of the information provided. Jones Sign is not responsible for any errors or omissions. Jones Sign is not responsible for any damages or losses. Jones Sign is not responsible for any delays or interruptions. Jones Sign is not responsible for any other matters.

DOLLAR TREE

Sign 2	QTY 1
Sign Type	36" Awning
Sign Type	Non Lit
Illustration	None
Signage Footage	N/A

GENERAL NOTES:

FRAME TYPE: CONVEX

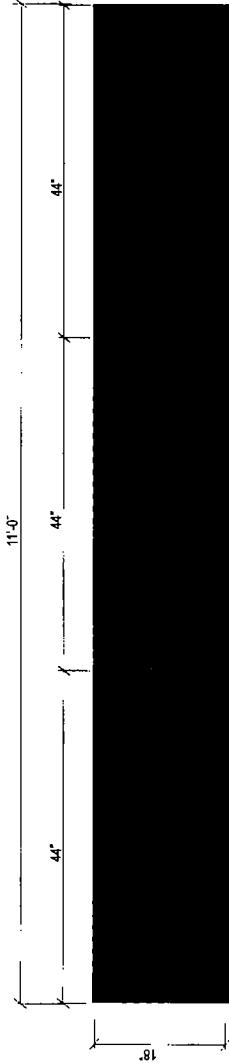
OF SECTIONS: 1

FABRIC: ERADICOLOR

FABRIC #: ER4-298 GREEN

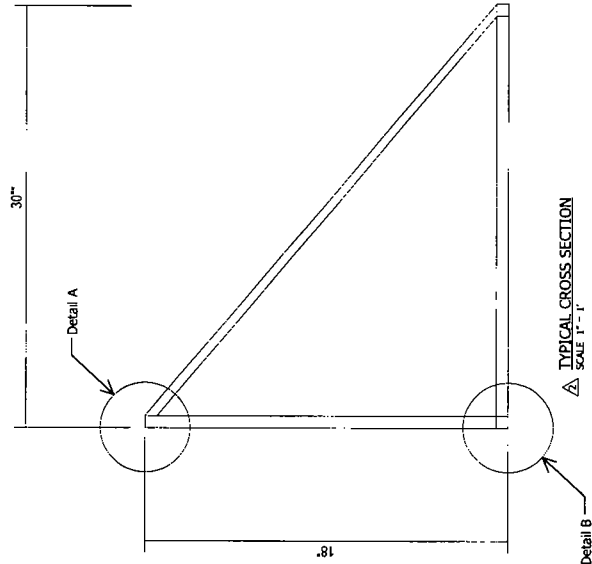
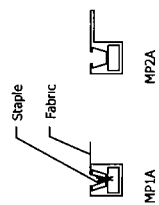
LIGHTING: NO

GRAPHICS: NONE REQUESTED



4 NON ILLUM AWNING FRONT ELEVATION

Scale 1/4"=1'-0"



MOUNTING METHOD TABLE

PREFERRED MOUNTING METHOD 3/8" THRU BOLT'S	ALTERNATE MOUNTING METHOD MUST BE APPROVED BY JONES SIGN BEFORE USING 3/8" LAGS W/ EXPANSION SHIELDS (USE ONLY WHEN ACCESS IS NOT AVAILABLE FOR THRU BOLTING)
CONCRETE OR CMU CABINET FRAME OR RAILWAY BAR 2" WASHER ON BACK OF WALL	CONCRETE CABINET FRAME OR RAILWAY BAR 2" WASHER ON BACK OF WALL
WOOD ON STEEL FRAME CABINET FRAME OR RAILWAY BAR 2" WASHER ON BACK OF WALL	WOOD ON STEEL FRAME CABINET FRAME OR RAILWAY BAR 2" WASHER ON BACK OF WALL

MP2A Extrusion 1/2" Styrene Eggcrate

Appropriate Fastener

Z Clip Detail

DETAIL A

MP1A Extrusion

Z Clip 2'-0" O.C.
and at every truss

JONES SIGN
Your Vision. Accomplished.
400 MACK DRIVE CROYDON, PA 19021
PH: 215.788.3898

209674-R1
Location
DOLLAR TREE
3363 N. Milwaukee Ave
Chicago, IL 60641


Project EXTERIOR SIGNAGE
Project Mgr MM Merlin #
Designer m Date 7-16-15

REVISION INFO	AD AWNING, ADD TENANT PANEL DIMS
R1 - 07-31-15 JM	XXXX
R2 - 08-03-00 XX	XXXX
R3 - 09-03-00 XX	XXXX
R4 - 10-03-00 XX	XXXX
R5 - 11-03-00 XX	XXXX
R6 - 02-03-00 XX	XXXX

DOLLAR TREE

SUPPLEMENTAL APPLICANT

This Supplemental Application must be completed and submitted along with the Sign Permit Application.
All fields must be completed. If a field is not applicable you must answer "n/a" in the field.



CITY OF CHICAGO
SIGN PERMIT APPLICATION
(THIS IS NOT A PERMIT)

Application Number: _____ Date of Application: 8/14/15

Address of property where sign will be erected: 3363 N. Milwaukee Ave

Does property have multiple addresses? ☐ Yes ☒ No

If yes, please list all addresses: _____

Is this building vacant? ☐ Yes ☒ No

If yes, is it registered under the Vacant Building Ordinance? Registration # _____

Section 1 - Applicant

Applicant is the Owner (of the real property) ☐ Lessee (of the real property) ☒

Name of Owner of Real Property: _____

Address: _____

Phone #: _____ Mobile #: _____ Email: _____

Name of Lessee of Real Property: ALDI INC

Name: Chris Stair Address: 1200 North Kirk Rd - Bolingbrook, IL

Phone #: 630-761-2423 Mobile #: _____ Email: Chris.stair@aldi.us 60570

Section 2 - Contractors

Payer Company of Annual Inspection Fee:

Name of Contact of Payer Company: Janet Couture

Name of Payer Company: Dollar Tree Address: 500 Volvo Pkwy Chesapeake, VA

Phone #: 161-321-5250 Mobile #: 757-201-8043 Email: JCOUTURE@dollartree.com 23320

Electrical Contractor: (Existing Electric)

Address: _____ License #: _____

Phone #: _____ Mobile #: _____ Email: _____

Website: _____

Sign Erector: JONES Sign Co., INC

Bond #: _____ Registration #: _____

Address: 1711 Scheuring Rd De Pere, WI 54115

Phone #: 920-425-6708 Mobile #: _____ Email: MMU.PRCY@JONESIGN.COM

Website: WWW.JONESIGN.COM

Picture or rendering must be attached depicting sign placement with before and after view. Section 2 continues on next page

CITY OF CHICAGO SIGN PERMIT APPLICATION CONTINUED

Expediter: _____

Address: _____ License #: _____

Phone #: _____ Mobile #: _____ Email: _____

Website: _____

Section 3 - Sign and Structure Details

(Please check all that apply)

Sign Category:

On-Premise (Business ID): ☐ Dynamic ☒ Static

Business License # of Tenant Business: _____

Off-Premise (Advertising): ☐ Dynamic ☐ Static

Temporary: ☐ Special Event: ☐

Sign will read (Please provide a description, picture and shop drawing): SEE ATTACHED DRAWINGS
(side sign needs Alderman Approval)

Type of sign (Mark all that apply):

☐ Awning ☐ Canopy ☐ Freestanding ☐ Marquee ☐ Projecting ☐ Dynamic Image Display

☒ Wall ☐ Painted ☐ Cabinet/Frame ☐ Vinyl ☐ Projected image ☐ Flashing

☐ High Rise Building ☐ Hotel/Hospitals ☐ Other buildings: _____

What is the dimension of the wall on which the sign will be installed? 18 X 129

Where is sign or sign structure mounted? ☐ Inside the building ☒ Outside the building

Is the sign or sign structure attached to a building or wall?: ☒ Yes ☐ No If yes, which wall of building? N E S W * SW

Is this a freestanding sign? ☐ Yes ☒ No Location of sign on lot: N E S W

Which direction does sign copy face? N E S W

Does any portion of the sign, sign structure or attachments cover, obscure or obstruct an existing window in a residential unit whether occupied or not? ☐ Yes ☒ No

Does any portion of the sign, sign structure, or attachments extend on or over the public way? ☐ Yes ☒ No *

If yes, what is the public way use permit number? _____

Sign Panels: Back to back within 30 degrees of parallel ☐ Yes ☐ No

Number of Faces: _____

Sign Support Structure: ☐ Pole ☐ Roof ☐ Ground ☒ Building ☐ Windows ☐ Other: _____

Does any portion of the sign or sign structure extend 24 inches above the roof line as defined in 17-17-02149 of the Municipal Code of Chicago? ☐ Yes ☒ No

Picture or rendering must be attached depicting sign placement with before and after view.

Section 3 continues on next page

CITY OF CHICAGO SIGN PERMIT APPLICATION CONTINUED

Section 3 continued

Dimensions of Sign Structure (i.e. cabinet, frame, awning, canopy)

Length: 18 Feet 5 1/4 Inches Height: 7 Feet _____ Inches Depth: _____ Feet 10 Inches

Area: 129 Sq Ft. Weight: 303 lbs.

Shape of Sign: Individual Letters on RAEWAYS

Sign Height above Grade:

From Grade to Bottom of sign or sign structure, whichever is lowest: 12 Ft.

From Grade to Top of sign or sign structure, whichever is highest: 17' 10" Ft.

Is City Council Order required? * ☒ Yes ☐ No

*All signs in excess of 100 Square Feet in area OR in excess of 24 feet above grade require a City Council Order pursuant to Section 13-20-680 of the Municipal Code of Chicago

Dimension of Sign Elements pursuant to Section 17-12-0601 of the Chicago Zoning Ordinance:

Length: 18 Feet 5 1/4 Inches Height: 7 Feet _____ inches Area: 129 Sq Ft.

Electrical Contractor will install: Feeders: ☐ Yes ☐ No Customer Leads: ☐ Yes ☐ No

Number of Lamps: _____ Total Wattage: _____ Type of Lamp: _____

Number of Ballast/Transformers: _____ Input of Transformers: _____

Type of Switch: _____ Location of Switch: _____

Static: ☐ Yes ☒ No

Illuminated: ☒ Yes ☐ No

If yes - External _____ Internal ☒

Dynamic Image Display: ☐ Yes ☒ No

(An affidavit of compliance is required for all dynamic image display signs pursuant to Section 13-20-675(d)(2) of the Municipal Code of Chicago.)

Max Nits _____ Max Foot Candles _____ Message Time (Screen Hold): _____ seconds

Self Dimming Capability: ☐ Yes ☐ No

What is the total of the sign face area devoted to dynamic image display? _____ Sq Ft.

Section 4 - Zoning Information

Zoning District or Planned Development #: B3-1

Is sign located in a special sign district? ☐ Yes ☒ No

If yes: ☐ Michigan Avenue Corridor ☐ Oak Street Corridor ☐ State Street/Wabash Avenue Corridor

Total Street frontage of Zoning Lot: 200 (Ft.)

Total Area of new sign: 129 (Sq Ft.) Gross Area of all proposed signs: 295 (Sq Ft.)

Total Area of all existing signs on Zoning Lot: 295 (Sq Ft.)

Picture or rendering must be attached depicting sign placement with before and after view.

Section 4 continues on next page

CITY OF CHICAGO SIGN PERMIT APPLICATION CONTINUED

Section 4 continued

Distance from outer edge of sign or structure to curb line: 12 (Ft.)

Distance from inner edge of sign or sign structure to curb line: 8 (Ft.)

Distance from:

Public Park 10 acres or more: 11,616 (Ft.)

Public Park 2 acres or more: 1584 (Ft.)

Expressway or Toll Road: 25344 (Ft.)

Lake Shore Drive: 105600 (Ft.)

Michigan Avenue (Oak St. to Roosevelt Rd.): 147840 (Ft.)

Residential District: 200 (Ft.)

Residential building in a D district: _____ (Ft.)

Existing off-premise/advertising signs on same side of street? ☐ Yes ☒ No

In a B or C District: _____ (Ft.)

In a D or M District: _____ (Ft.)

Waterways: 3,585 (Ft.)

Section 5 - Sign Permit History

Does the proposed sign, change, alter or replace an existing sign? ☒ Yes ☐ No

If yes, were permits issued for the sign being replaced, changed or altered? ☒ Yes ☐ No

If yes, please list each permit number and date each permit was issued:

Permit Number: 100483387 Date issued: 10/22/13

Permit Number: _____ Date issued: _____

Permit Number: _____ Date issued: _____

Permit Number: _____ Date issued: _____

Does the proposed sign change a static sign to a dynamic image display sign? ☐ Yes ☒ No

Does the proposed sign change or alter the square footage or the height of the sign or sign structure? ☐ Yes ☐ No

Does the proposed sign change an on-premise sign to an off-premise/advertising sign? ☐ Yes ☐ No

Section 6 - Attestation and Signatures

We, the undersigned, under penalty of perjury, do hereby affirm and attest that the above information is true, complete, and correct and acknowledge that incorrect information is grounds to revoke or rescind a permit.

Owner of Real Property: [Signature] Date 8/24/15

Lessee of Real Property: _____ Date _____

Expediter: _____ Date _____

Supervising Electrician: _____ Date _____

Sign Erector: Michelle Murray Co Jones Sign Date 9/1/15

Picture or rendering must be attached depicting sign placement with before and after view.



CITY OF CHICAGO

DEPARTMENT OF BUILDINGS

Sign Permit Application

APPROVAL NUMBER	APPLICATION NUMBER 100609558	ANNUAL FEE	WORK CODE	DRAWINGS ATTACHED <input type="checkbox"/> YES <input type="checkbox"/> NO				
DATE OF APPLICATION 08/14/2015		TYPE OF SIGN FLAT OR BOX						
ADDRESS OF SIGN 3363 N MILWAUKEE AVE, 60641-		LENGTH	FT. 18	IN 5	HEIGHT	FT. 7	IN.	
BUILDING	ORIGINAL PERMIT NUMBER		AREA	SQ. FT. 129	WEIGHT	LBS 303		
TYPE OF PERMIT NEW CONSTRUCTION (SIGN)		SIGN HEIGHT ABOVE GRADE/ROOF		FT. 15				
PAYER OF ANNUAL INSPECTION MORTENSEN, JOHN 1711 SCHEURING RD DE PERE, WI 54115 (920)425-9842		SHAPE OF SIGN REGULAR						
SIGN MANUFACTURER JONES SIGN		SIGN WILL READ DOLLAR TREE						
ADDRESS WHERE SIGN CAN BE SEEN PRIOR TO ERECTION		NO OF LAMPS						TOTAL WATTAGE
TICKET NUMBER 0		REINSPECTION CONTROL NUMBER		TYPE OF LAMP				
TYPE OF SUPPORT FOR SIGN BUILDING		NO OF BALLAST/TRANSFORMERS		INPUT OF TRANSFORMERS				
SIGN BOARD SUPPORT MEMBERS STEEL		CONTRACTOR WILL INSTALL		<input checked="" type="checkbox"/> FEEDERS <input checked="" type="checkbox"/> CUSTOMER LEADS				
ANNUAL FEE		TYPE OF SWITCH						
CONSTRUCTION FEE 400.00		LOCATION OF SWITCH						
1017 B FEE		SIGN LOCATION SIGNING FOR DOLLAR TREE - 30" CHANNEL LETTERS ON FRONT ELEVATION - 36" CHANNEL LETTERS FRONT ELEVATION - TENANT PANELS FOR EXISTING PYLON						
TOTAL FEE 400.00		Check # for Zoning						
AMOUNT PAID 200.00		Check # for DCAP						
BALANCE DUE \$ 200.00								

The undersigned certify that the statements in this application are true and correct and that all work done under the proposed permit will conform to the requirements of the Chicago Municipal Code

ELECT CONTR	REG. NO	BOND. NO	REG. NO N94197
ADDRESS	SIGN ERECTOR JONES SIGN CO	SIGNER	
SUPERVISOR SIGNATURE	ADDRESS 1711 SCHEURING DE PERE WI, 54115	SIGNATURE	

The permit issued on this application will authorize only signs here applied for. If other signs are to be erected they must be covered by additional permits

City of Chicago
Rahm Emanuel, MayorDepartment of Buildings
Judith Frydland, Commissioner

TYPE OF BUSINESS <u>COMMERCIAL</u> Other: <u>RETAIL</u> Name: <u>DOLLAR TREE</u> LIC #: _____ Renewal Date: _____	SIGN BOND REQUIRED? <input checked="" type="checkbox"/> YES COUNCIL ORDER REQUIRED <input type="checkbox"/> YES IS SPECIAL PERMISSION REQUIRED FROM CHIEF ELECTRICAL <input type="checkbox"/> YES IF YES, ATTACH LETTER OF REQUEST
Projects Over: <input checked="" type="checkbox"/> Private Property <input checked="" type="checkbox"/> Public Way Grant Permit #: _____ <input type="checkbox"/> Planned Development/Manufacturing PMD/PD#: _____ Zoning District: <u>B3</u> Other: _____	TIME STAMP
TYPE OF SIGN: <input type="checkbox"/> ADVERTISING <input type="checkbox"/> ILLUMINATE <input type="checkbox"/> MOVEABLE <input checked="" type="checkbox"/> BUSINESS <input type="checkbox"/> FLASHING	
TOTAL STREET FRONTAGE OF LOT (IN FEET) <u>100</u>	
TOTAL AREA OF NEW SIGN (SQ.FT.) <u>129</u>	
TOTAL AREA OF ALL SIGNS ON LOT (SQ.FT.) <u>210</u>	
HEIGHT OF SIGN ABOVE GRADE (TO TOP) <u>22ft</u> in	
DISTANCE OF CURB LINE OUTER EDGE (ft) <u>256</u> DISTANCE OF STRUCTURE INNER EDGE (ft) <u>202</u>	SIGN CLERK APPROVED FOR PERMIT
DISTANCE FROM (ft): A. PUBLIC PARK (OVER 10 ACRES) _____ B. EXPRESSWAY (IF LESS THAN 1,000 FT.) _____ C. RESIDENCE DISTRICT (ADVERTISING SIGNS ONLY) _____	REMARKS
IF REPLACEMENT SIGN OR CHANGE OF FACE, WHAT DOES THE EXISTING SIGN READ? Original Payee: _____	
Landmark Hold: <input type="checkbox"/> Status: _____	
ZONING (OFFICE USE ONLY)	