



City of Chicago



Or2016-61

Office of the City Clerk

Document Tracking Sheet

Meeting Date:	2/10/2016
Sponsor(s):	Dowell (3)
Type:	Order
Title:	Issuance of permits for sign(s)/signboard(s) at 5440 S Wells St
Committee(s) Assignment:	Committee on Zoning, Landmarks and Building Standards

**Committee on Zoning, Landmarks, and Building Standards
February 10, 2016
City Council Meeting**

(Signs)

ORDERED, That the Commissioner of Buildings is hereby directed to issue a sign permit to:

Wendy's Properties, LLC
40 Shuman Blvd., Suite 130
Naperville, IL 60563

For the erection of sign / signboard over 24 feet in height and / or over 100 square feet (in area of one face) at:


Wendy's
5440 S. Wells St.
Chicago, IL 60609

Dimensions: Length: 18'5" **Height:** 15'2 1/2"

Height above grade / root to top of sign: 60'0"

TOTAL SQUARE FOOT AREA: 280

Such Sign (s) shall comply with all applicable provisions of Title 17 of the Chicago Zoning Ordinance and all other Applicable provisions of the Municipal Code of the City of Chicago Governing the construction and maintenance of outdoor signs, sign board and structures.



**Pat Dowell
Alderman, 3rd Ward**



APPLICATION TO USE THE PUBLIC RIGHT OF WAY

APPLICANT INFORMATION

LEGAL NAME OF ENTITY: Wendy's Properties, LLC
 PERMIT MAILING ADDRESS: 40 Shuman Blvd, Suite 130
 CITY: Naperville STATE: IL ZIP CODE: 60563
 CONTACT PERSON: Ben Palmer TITLE: Facilities Manager
 PHONE: 630-420-3859 FAX: _____ E-MAIL: ben.palmer@wendys.com

BUILDING OWNER INFORMATION

NAME: Wendy's Properties, LLC
 ADDRESS: 40 Shuman Blvd, Suite 130
 CITY: Naperville STATE: IL ZIP CODE: 60563
 PHONE: 630-420-3859 FAX: _____ E-MAIL: ben.palmer@wendys.com

USE OF THE PUBLIC WAY — N/A (private property)

1. List the proposed or existing use below and complete the worksheet on page 8.
 Use only one application for each public way use type.

TYPE

<input type="checkbox"/> Electrical Sign	<input type="checkbox"/> Digital Imaging	<input type="checkbox"/> Canopy	<input type="checkbox"/> Awning
<input type="checkbox"/> Non-Electrical Sign	<input type="checkbox"/> Banner	<input type="checkbox"/> Marquee	<input type="checkbox"/> Light Fixture

HOW MANY? _____
 BUILDING ADDRESS: _____

2. Please enclose one sketch of each proposed use of the public way, which maps to scale the proposed use(s) and its relationship to surrounding right-of-way. All measurements must be indicated. The prints should also accurately depict the location of the property line and public facilities (meters, light poles, sidewalks).

APPLICANT CERTIFICATION

I hereby certify that all statements made as part of the application, and the attachments herein, are true to the best of my knowledge and belief.

BY: for Ben Palmer TITLE: Facilities manager

ALDERMAN'S APPROVAL

As part of this application process, you are required to notify/seek approval from the Alderman in whose ward your proposed use of the public way is located.

ALDERMAN'S SIGNATURE: _____

DATE: _____ WARD: _____

Approval shall not be withheld for any reason relating to the language, content or message contained in or implied by the sign, canopy, awning, banner or marquee for which the permit is sought. If aldermanic signature indicating approval is not received by BACP within 60 days of submission of the application to the alderman then, provided the application is complete and accurate and the applicant is not in violation of any pertinent provision of the Municipal Code, the application shall be deemed approved by the BACP and processed for submission to the City Council as a Mayoral introduction.

☐ Approve Reason(s): _____

☐ Do Not Approve Reason(s): _____





APPLICATION TO USE THE PUBLIC RIGHT OF WAY

APPLICATION WORKSHEET

- For use by NEW APPLICANTS ONLY.
- For renewals obtain form from City Hall, 121 N. LaSalle St., Rm. 800 or call (312) 74 - GOBIZ (744-6249)

Complete the worksheet for each use of the public way and indicate all applicable measurements.

	Exact Street (i.e. S. State St.)	Quantity	Length of structure along public way	Height of structure	Depth of structure	Height above grade	Total depth over public way	Is this sign(s) illuminated? (Y/N)	Is this an Existing Public Way Use (Y/N)
SIGNS	5440 S. Wells St.	1	n/a	15'2 1/2"	2'6"	60'	n/a	Y	N
CANOPIES / AWNINGS									
LIGHTS									

See example of required plans beginning on the next page.

NOTE: Pursuant to section 2-154-030 of the Municipal Code of the City of Chicago the Corporation Counsel of the City of Chicago may require any such additional information from any applicant to achieve full disclosure relevant to the request for action by the City Council or other city agency. Pursuant to section 2-154-020 of the Municipal code of the City of Chicago any material change in the information required above must be provided by supplementing this statement at any time up to the time the City Council or any city agency takes action on the application.



ILLUMINATED D/F HI-RISE PYLON SIGN - WENDY'S - 242 W. GARFIELD BLVD. CHICAGO, IL



OLD SIGN
 LEADING EDGE
 OUTSIDE EDGE

WENDY'S

ADDRESS: 242 W. Garfield Blvd.
 CITY/STATE: Chicago, IL
 ZIP: 60609
 www.OMEGASIGNCHICAGO.COM

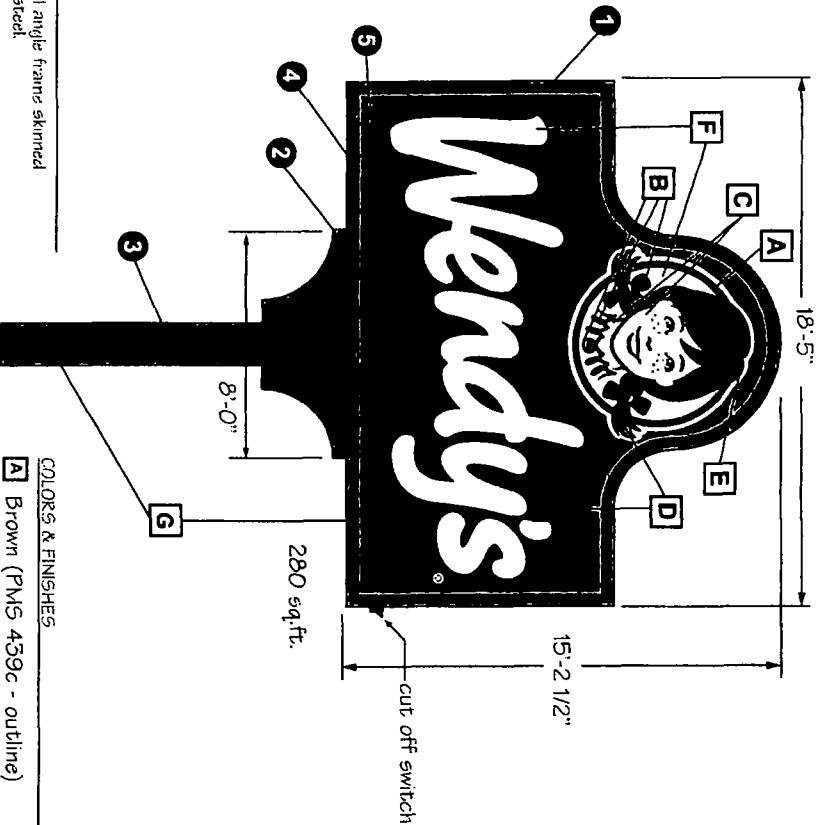
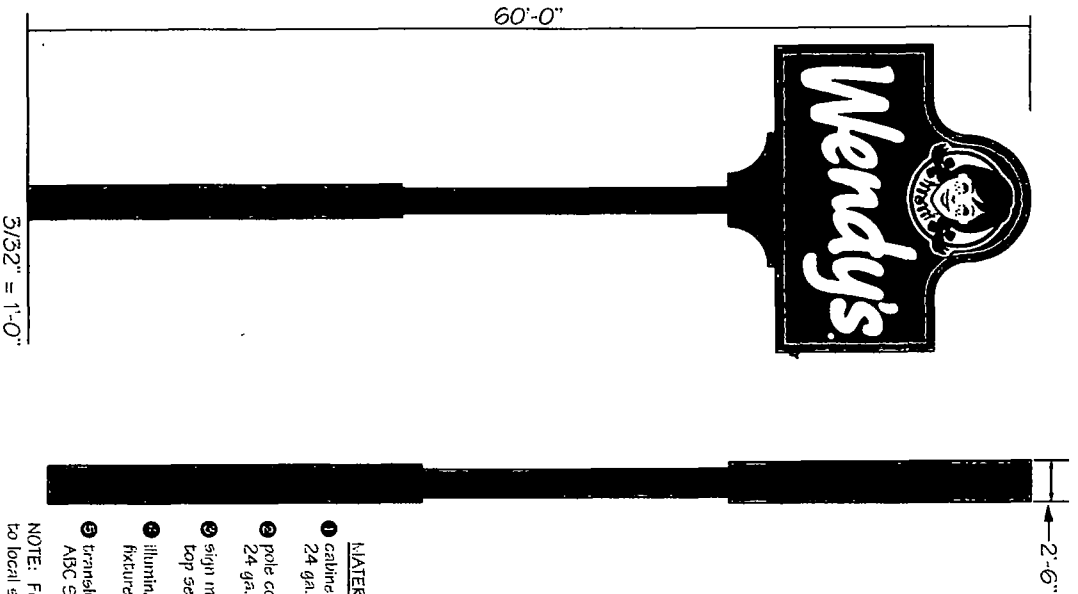
PHONE 630 237 4397 FAX 630 237 4398

SCALE:	Rev 1	Rev 2	Rev 3	Rev 4	Rev 5	Rev 6	Rev 7
AS NOTED	00/00/00	00/00/00	00/00/00	00/00/00	00/00/00	00/00/00	00/00/00
DATE	08/12/15	Rev 3	Rev 4	Rev 5	Rev 6	Rev 7	
DWG	002	Rev 1	Rev 2	Rev 3	Rev 4	Rev 5	Rev 6
FILE PATH:	Shimadzu\Chicago\Files\Wendys\242 W. Garfield\Wendys - Chicago IL - Pylon sign.pdf						
CUSTOMER APPROVAL							
DATE							
LANDLORD APPROVAL							
DATE							

ELECTRICAL NOTES
 1. Sign Company DOES NOT provide electrical service.
 2. All wiring must be done by a licensed electrical contractor.
 3. All wiring must be done in accordance with the National Electrical Code (NEC).
 4. All wiring must be done in accordance with the City of Chicago Electrical Code.
 5. All wiring must be done in accordance with the Illinois Electrical Code.
 6. All wiring must be done in accordance with the Chicago Electrical Code.
 7. All wiring must be done in accordance with the Chicago Electrical Code.
 8. All wiring must be done in accordance with the Chicago Electrical Code.
 9. All wiring must be done in accordance with the Chicago Electrical Code.
 10. All wiring must be done in accordance with the Chicago Electrical Code.



ILLUMINATED D/F HI-RISE PYLON SIGN - WENDY'S - 242 W. GARFIELD BLVD. CHICAGO, IL



MATERIALS

- 1 cabinet - 30" wide steel angle frame skinned 24 ga. paintgrip sheet steel.
- 2 pole cover - 30" wide steel angle frame skinned 24 ga. paintgrip sheet steel.
- 3 sign must be mounted to maximum 24" diameter top section to ground pole (supplied by others)
- 4 illuminated with mercury vapor lamps, ballast, and fixtures are included with lighting package.*
- 5 translucent vinyl flexible face material: 3M, Cooley, ABC Signflex or equivalent. decorated on first surface.

NOTE: Foundation requirements are site specific and subject to local soil conditions and code requirements.

*total electrical load = 40 amps. requires 3-20 amp circuits at 120V/60Hz

COLORS & FINISHES

- | | |
|---|--|
| A Brown (PMS 439c - outline) | F White (cameo face, text) |
| B Blue (PMS 299c - bow, shirt, brooch) | G Dk. Bronze #313 (pylon cabinet, pole cover) |
| C Flesh (PMS 698c face, neck) | |
| D Red (PMS 186c - hair, pylon face background) | |
| E Dk. Red (PMS 201c - hair outline) | |

WENDY'S

ADDRESS: 242 W. Garfield Blvd.
CITY/STATE: Chicago, IL
ZIP: 60609

www.OMEGASIGNCHICAGO.COM
PHONE 630 237 4397 FAX 630 237 4398

SCALE:	Rev 1	Rev 2	Rev 3	Rev 4	Rev 5	Rev 6	Rev 7
AS NOTED	00/00/00	00/00/00	00/00/00	00/00/00	00/00/00	00/00/00	00/00/00
DATE	08/12/15						
DWG	001						

CUSTOMER APPROVAL

DATE	DATE


LANDLORD APPROVAL

DATE	DATE

FILE PATH: Sharepoint\Files\Wendy's\242 W. Garfield\Wendy's - Chicago IL - Pylon sign.pdf

ELECTRICAL NOTES

1. Sign Company does not provide electrical service. All wiring to be done by a licensed electrical contractor or licensed electrician.
2. Each sign must have:
3. 1. minimum of one dedicated 2. junction box installed within 3 feet of sign.
3. Three wires: Line, Ground and Neutral. Labeled



20-09-417-037

20-09-417-038

20-09-417-077

20-09-417-076

20-09-417-073

20-09-417-083

20-09-417-084

20-09-417-085

20-09-417-081

S WELLS ST

S WELLS ST

W GARFIELD BLVD

W GARFIELD BLVD W GARFIELD