



City of Chicago



Or2019-206

Office of the City Clerk

Document Tracking Sheet

| | |
|---------------------------------|---|
| Meeting Date: | 5/29/2019 |
| Sponsor(s): | Nugent (39) |
| Type: | Order |
| Title: | Issuance of permits for sign(s)/signboard(s) at 4659 W Foster Ave - Permit No. 100814518 |
| Committee(s) Assignment: | Committee on Zoning, Landmarks and Building Standards |

CITY COUNCIL
COMMITTEE ON ZONING, LANDMARKS AND BUILDING STANDARDS
COUNCIL ORDER

RE: Approval of sign over 100 square feet in area or over 24 feet above grade

ORDERED, that the City Council hereby approves the following sign application submitted by:

Applicant*: Fitness International, LLC

(* The Applicant is the owner of the real property or the business tenant of the real property. Do not list the sign contractor, sign erector, sign company or advertising entity in the above space.)

This Order approves the following sign in accordance with Municipal Code of Chicago Section 13-20-680:

Address of Sign: 4659 W Foster Ave Chicago, IL 60630

Zoning District: PD1415

DOB Sign Permit Application #: 100814518

Sign Details:

1. On-premise X OR Off-premise _____
2. Static sign X OR Dynamic-image display sign _____
3. Number of sign faces 1
4. Projecting over the public way No (Yes or No) If yes, Public Way Use #: _____
5. Dimensions: Length 46 feet 0 inches Height 9 feet 10 inches
Total square feet in area: 452 feet 4 inches
6. Height above grade: 43 feet 0 inches
7. Elevation (side of building or lot where the sign will be erected): Northwest
8. Name of Sign Contractor/Erector: TBD

To be legal, such sign shall comply with all provisions of Title 17 of the Chicago Municipal Code ("Zoning Ordinance") and all other provisions of the Municipal Code governing the permitting, construction and maintenance and removal of signs and sign structures. Failure of the applicant and the applicant's successors to comply shall be grounds for invalidation or revocation of the sign permit.


Alderman

39th
Ward


EXHIBIT "G"

TENANT'S BUILDING SIGNS

This is a generic sign specification for Signature Clubs. Project specific signs may require White, Blue or Yellow letter faces depending upon specific project design criteria and a variety of sign sizes.

Signs Specs:


- 1a. LAF PREFERRED SIGN - "Specific Project Design Requirements" require a white illuminated letter, use best acrylic material for maximum light output. The vertical bar in LA | FITNESS shall be illuminated the same as the letters.
- 1b. If "Specific Project Design Requirements" require a BLUE illuminated letter, use 3m perforated vinyl film or similar (LAF Logo color Blue, PMS #2768U) on outside face over white acrylic and 3m 60% diffuser film (model no. 70) on letter face. Purpose of perforated film is to have sign to show bright white letter face at night and blue during daylight hours. All blue building sign faces shall have a white illuminated trim (not trim cap) around the letter. The trim is achieved by cutting the blue vinyl short of the overall sign letter. See letter detail below.
- 1c. If "Specific Project Design Requirements" require a yellow illuminated letter, use a yellow acrylic to best match PMS color 129U and submit sample for approval.
- 1d. 3/16 Acrylic letter face. A white material is required if the specific project sign will be perforated blue film.
2. Face Retention shall be painted fabricated aluminium (Medium Grey for White signs, Blue to match letter for Blue signs and Yellow to match Yellow signs), not "Jewelite" for signs 42" high and larger. Jewelite is acceptable for signs 41" and smaller.
3. Letter returns shall be prefinished roll stock .063 aluminium or paint finish. Finished letter depth shall be approx. 5" but relative to letter size for unique signs. Color of painted return shall match or simulate brushed aluminium (note: painted medium grey, not black). Back of letters shall be .090 aluminium with welded or riveted connections to letter returns. All seams shall be caulked.
4. Interior face of letter shall receive light enhancement paint. Letters to be constructed to prevent light leaks and moisture penetration.
5. Illumination: LED - reference spec is Agilight Signrayz Series Apex. Typical install is approx 275 LEDs total for a 40" letter height sign
6. See digital artwork for exact letter font, stroke sizes and logo shapes. Digital Artwork can be obtained through the LAF On Line Project Management (OPM) system. Go to the Proto Design Manual section and find the appropriate files under the "signage"
7. See attached detailed drawing indicating size of each letter element. All elements of the sign and letter dimensions shall be increased or decreased proportionally to accommodate the specified finished letter size (24" height to 72" height).
8. SIGNATURE TEXT shall be yellow PMS color 129U with face retention and sides to match the LAF sign and the sign shall be internally illuminated



Sign area based on boxed in method with standard letter spacing = 133 sf
Sign area based on overall method with standard letter spacing = 147 sf

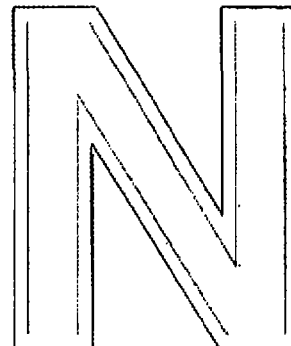
LAF and SC text shall be internally illuminated

40" Building Sign

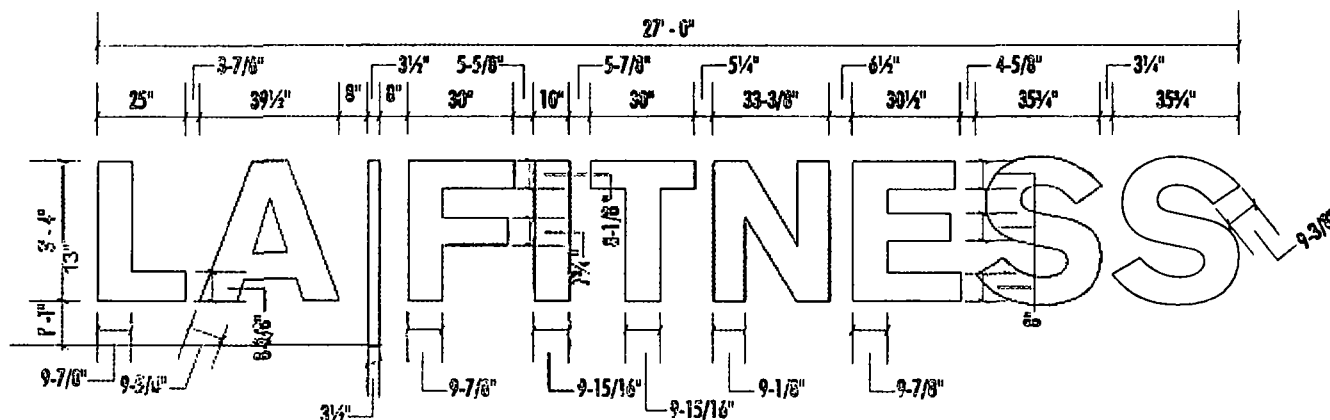


EXAMPLE BUILDING SIGN WITH PROPER
CONTRASTING BACKGROUND

LEDs shall be installed in a double row layout
similar to the layout shown below.



LED LAYOUT FOR A TYPICAL LETTER



LETTER SIZE FOR 40" SIGN


LETTER SPACING IS SPECIFIC FOR A 40" SIGN
ON THE PROTO ELEVATION PER THE PHOTO ABOVE

LAF Logo color yellow PMS #129U

LAF Logo color Blue, PMS #2768U

9'-0"

2'-2"



LAF LOGO PROPORTIONS WHEN USED ON THE BUILDING EXTERIOR

The size and proportions shown on this logo layout are for the typical
LAF prototype entry elevation. Specific projects may require different size logos.

1 CHANNEL LETTERS
(1) REQUIRED - FABRICATE & INSTALL

007 TRUCK ALUMINUM REID BUSH PAINTED ANODIZED

1 1/4" ALUMINUM BUSH PAINTED ANODIZED

PSI POWER SUPPLY INSIDE GALL METAL BOX
WITH EXTERIOR DISCONNECT SWITCH
BEHIND WALL AS REQUIRED

594 ALUMINUM BUSHES WELDED OR BENT TO SECTIONS
ALL SEAMS CALKED
INTERIOR PAINTED w/ LIGHT TRANSPARENT PAINT

3/16" WHITE ACRYLIC PLATES

POWER CABLE THROUGH
3/4" DIAMETER FLEXIBLE METALLIC CONDUIT
WHITE LIGHT TRANSPARENT DOWEL STRIP

1/4" DIA. 12 1/2" DIAMETER WEEP HOLES WITH
LIGHT BUFFERS IN DOWN POINTS OF EACH LETTER

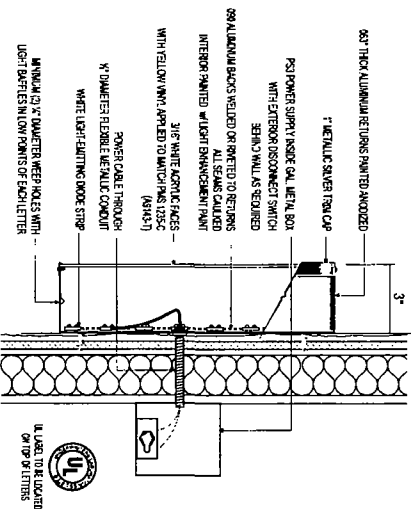
5"

U.S. LIGHT TO BE LOOKED
ON TOP OF LETTERS

U.S. LIGHT TO BE LOOKED
ON TOP OF LETTERS

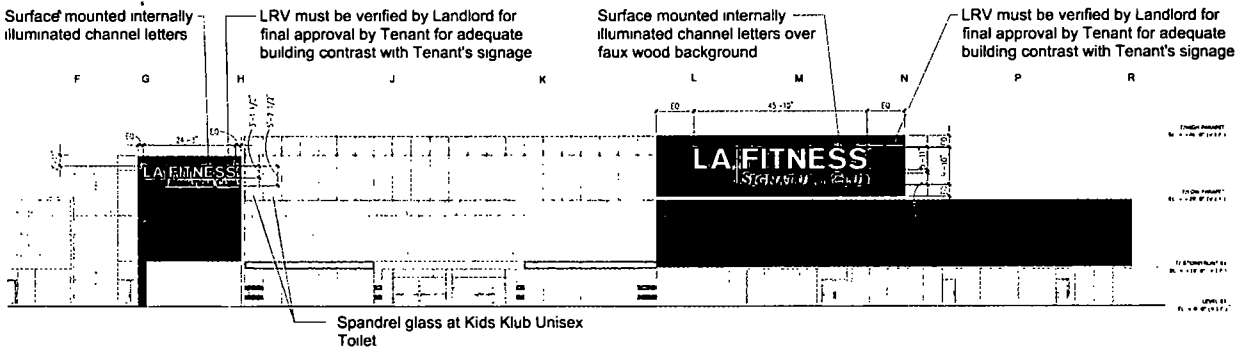
"LA | FITNESS" SECTION DETAIL

NO OUTSIDE JUMPS ALLOWED - ALL PENETRATIONS MUST BE THRU WALL

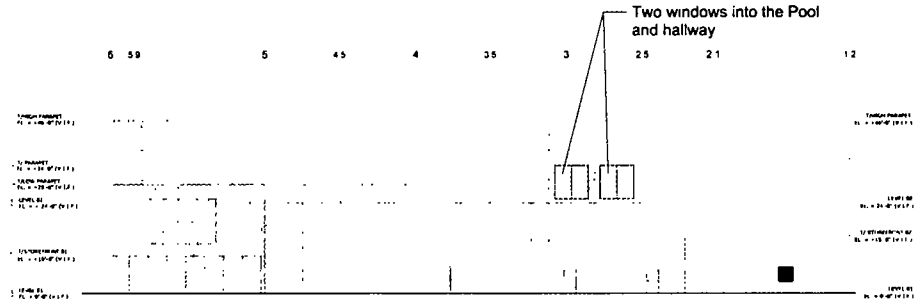


"SIGNATURE CLUB" SECTION DETAIL

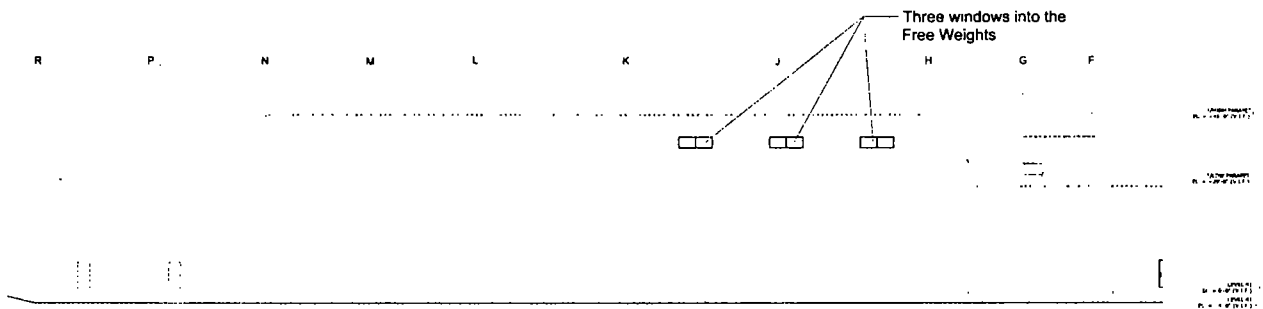
NO OUTSIDE JUMPS ALLOWED - ALL
PENETRATIONS MUST BE THRU WALL



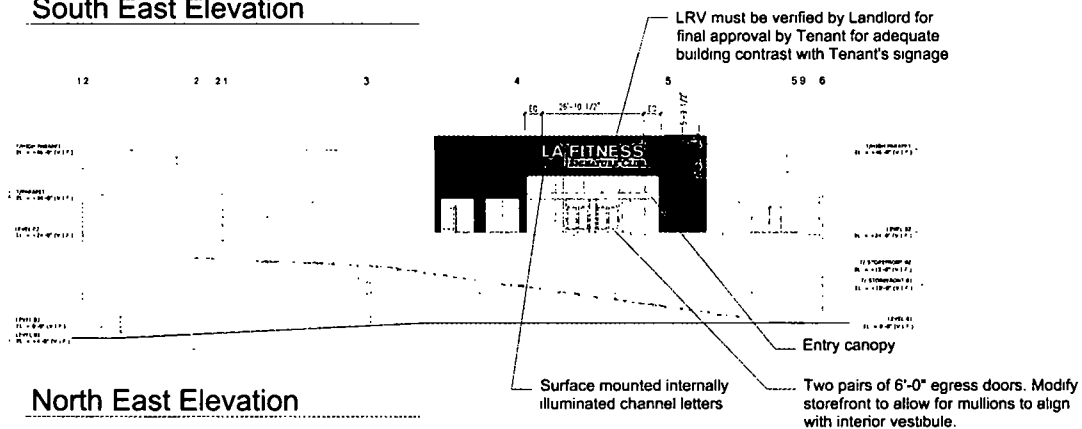
North West Elevation



South West Elevation



South East Elevation



GENERAL NOTES

1. Information provided for design intent only. Design professional of record is responsible for verification of all applicable code requirements. Wall types illustrated are for preliminary space planning only, the design professional shall be responsible for code conformance and floor plan development per LAF's programming criteria. These plans are specifically not for use as layers to be imported into documents / files or to be used as tracing underlayment(s) for construction documents / files by the professional of record for this or any other project