



Office of the City Clerk

City Hall
121 N. LaSalle St.
Room 107
Chicago, IL 60602
www.chicityclerk.com

Legislation Details (With Text)

File #: Or2015-30
Type: Order **Status:** Passed
File created: 1/21/2015 **In control:** City Council
Final action: 3/18/2015
Title: Issuance of permits for sign(s)/signboard(s) at 630 N Rush St - south elevation 106 feet
Sponsors: Reilly, Brendan
Indexes: SIGNS/SIGNBOARDS
Attachments:

Date	Ver.	Action By	Action	Result
3/18/2015	1	City Council	Passed	Pass
3/12/2015	1	Committee on Zoning, Landmarks and Building Standards	Recommended to Pass	Pass
3/12/2015	1	Committee on Zoning, Landmarks and Building Standards	Recommended to Pass	Pass
1/21/2015	1	City Council	Referred	

City Council, meeting date: Committee on Zoning, Landmarks, & Building Standards

ORDERED. That the Commissioner of the Building Department is hereby directed to issue a sign permit to: (Contractor's name and address)

For the erection of a sign / signboard over twenty-four (24) feet in height and / or over one hundred (100) square feet (in area of one face) at:

On-Premise / Business ID signs indicate Business Name and Address Off-Premise / Advertising signs: must indicate that it is for Advertising

*/fc^krrpJs tV\{urn>±h .
/>4o Ai. GjJAh J-heLfj flJujjaa* IL, fsouft*

Dmwitsons.

Y f'J-"

Height above grade:

Such signs shall comply with all provisions of Title 17 of the Chicago Zoning Ordinance and all other applicable provisions of the Municipal Code of the City of Chicago governing the construction and maintenance of outdoor signs, sign boards" and structures

Alderman, Ward

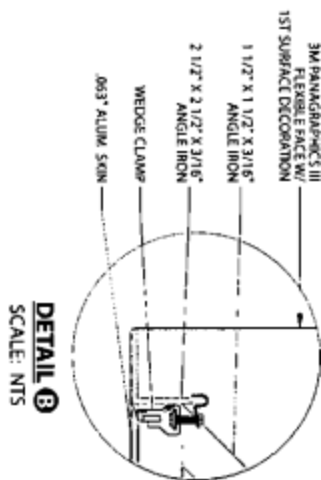
1t

9'-2"

±
N
O

∞
O

FRAME DETAILS:
14" X 2 1/2" X 3/16" REVERSE ANGLE IRON FRAME
BLEED FACE
EXTERIOR FINISH: PAINT TO MATCH PMS 3165 C TEAL
INTERIOR FINISH: STAR-BRIGHT WHITE
SKINS REMOVABLE FOR SERVICE
UL APPROVED
ELECTRICAL: 2.4 AMPS, 120 VOLTS
SIGN AREA: 84.03 SQ FT
COPY AREA: 49.71 SQ FT



> m

i

- fl 3 ^! o
w^ -E w>

?I k^2 s\
id (S! 00 -1 00 ^

1

3
CQ


si 13

O ^
H r H C/D

O > ui ^o = ~ ^ O -
eocnA _g =
c
33
n
m <
-<

_ | m 33 < m > .

O 33
Cro
So

> 

00 >

1 1/2" X 1 1/2" X 3/16"
ANGLE IRON

> c cn

> n

O m

©

vjl'

\\

—
⓪β >
n

TJ O

—j m
33
c
-a

So

33 _

o^{m>}

O — Oh
C m

Uⁿ
_ T3
sjO

Qm
tn —t

33 T3

I

ro
O

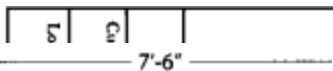
> C

> >
r, Jr-" m X m X

xx
cnN!

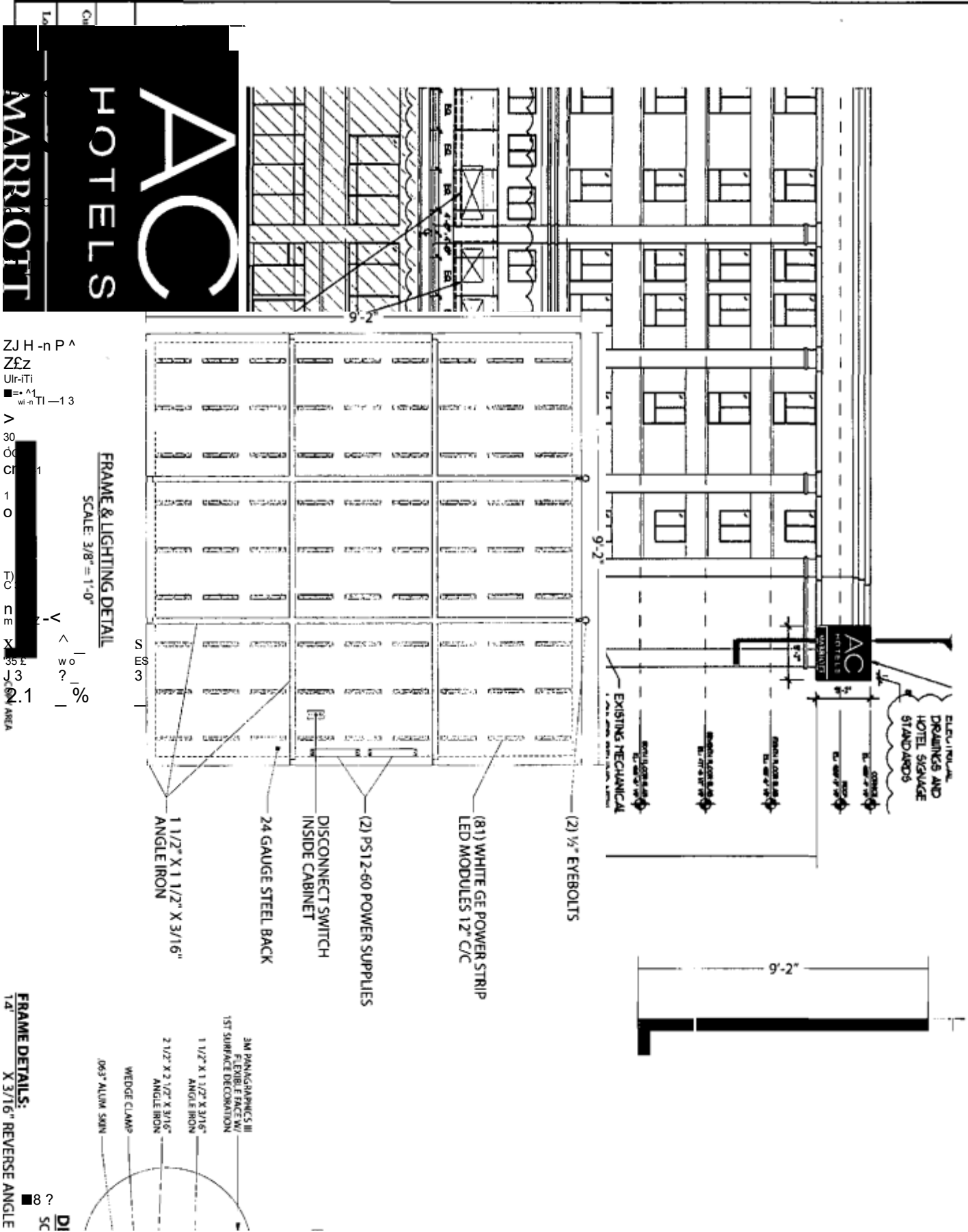
;^, _:J _L

o
3



SOUTH
SCALE:

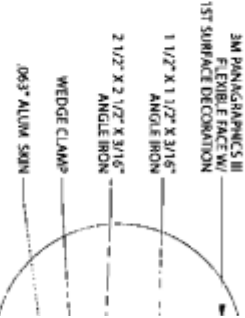
SOUTH ELEVATION
SCALE: 3/64" = 1'-0"



ZJ H-n P ^
Zfz
Ulr-ITI
■ = A1
win-TI-13
V
30
OC
Cl
1
O
C
D
N
E
X
35 E
3
ON AREA

FRAME & LIGHTING DETAIL
SCALE: 3/8" = 1'-0"

- (2) 1/2" EYEBOLTS
- (81) WHITE GE POWER STRIP LED MODULES 12" C/C
- (2) PS12-60 POWER SUPPLIES
- DISCONNECT SWITCH INSIDE CABINET
- 24 GAUGE STEEL BACK
- 1 1/2" X 1 1/2" X 3/16" ANGLE IRON



FRAME DETAILS:
X 3/16" REVERSE ANGLE
■ 8 ?
SC

- 3M PENNAPRIMICS III FLEXIBLE FACE W/ 1ST SURFACE DECORATION
- 1 1/2" X 1 1/2" X 3/16" ANGLE IRON
- 2 1/2" X 2 1/2" X 3/16" ANGLE IRON
- WEDGE CLAMP
- .063" ALUM. SKIN

fi. 11

a 3

3 S

II
iS

i

O
H
M

TJ

3
CFQ

03
era c

m

m _ >, h

O > ui • ■ -<m₀

← -

-7^s -1

33 33 m m > 1

Qc

5 m Q, 33 Ceo Z >
on 7 ^ ch

30

o

c z a

O ^
Otnf

H H (7)

■ a 2 335 os
m <
O >

£ | = ! > |

o < O